

Hello everyone.

School books may follow in due course. Please keep an eye on the school website and Aladdin Connect.

Literacy /
SPHE

- Phonics – recap ue and ou sounds (perhaps focus on a different sound a day – Monday ‘ue’ Tuesday ou etc.)
- Songs <https://www.youtube.com/watch?v=SNEuPO5CbXA>
- Make a list of words that have these sounds (que, clue, blue, glue, statue, barbecue, fuel, out, our, shout, loud, mouth, cloud, house, round, sound) Write some of these words on a piece of paper and then call out a word and get your child to find the word and colour it in.
- Sounds Like Phonics’ online <https://www.slp.cjfallon.ie> – no password required. Click on Activity Book B – Unit 1 The Park to revise vowel diagraphs.
- Word family – ot (can you write some words from this word family? Sound them out and give yourself a test) got, rot, dot, lot, spot.
- Story – Chicken Licken https://www.youtube.com/watch?v=gzZbtMFP-_I

Monday	Pause story and ask your child to predict what they think might happen next?
Tuesday	Talk about the rhyming words – Henny Penny, Goosey Lucy etc.
Wednesday	Discuss the Feelings of The Characters
Thursday	Discuss the moral of the story.
Writing	Write three sentences about the story and draw a picture of your favourite part.

- Practise writing your capital and small letters (Cc, Ll, Oo, Pp, Ss, Uu, Vv, Ww, Xx, Yy, Zz)
- Try to read a storybook from home each day or try out **Collins Connect** Click on the Teacher portal and enter: Username: parents@harpercollins.co.uk
Password: Parents20!
- Giraffe sight word booklet
- Sounds revision (letters)
- Phonics Games – Buried Treasure - <https://new.phonicsplay.co.uk/resources/phase/2/buried-treasure>
- Literacy games - <https://ie.ixl.com/>

Numeracy

- Practise writing letters 0-9 – you could try rainbow colours
- Introduce number 10.
- Oral Maths - Practise counting forwards/ backwards to 10. The girls have had plenty of practise in school, with me using a counting stick. You could use an alternative (a sweeping brush, maybe?) If you ask the girls to show you what we do in school, I’m sure they will be able to tell you! They will recognise this tip – ‘You count when my hand moves, YOU stop, when my hand stops!’
- On line Maths Games – <https://www.topmarks.co.uk/learning-to-count/teddy-numbers>
<https://www.topmarks.co.uk/learning-to-count/underwater-counting>
<https://www.topmarks.co.uk/learning-to-count/ladybird-spots>
<https://www.topmarks.co.uk/learning-to-count/gingerbread-man-game>
<https://ie.ixl.com/>


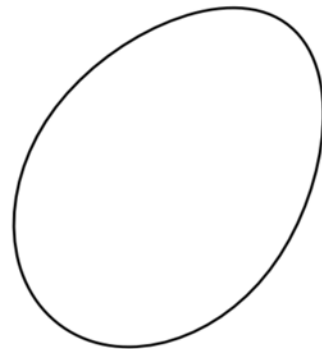

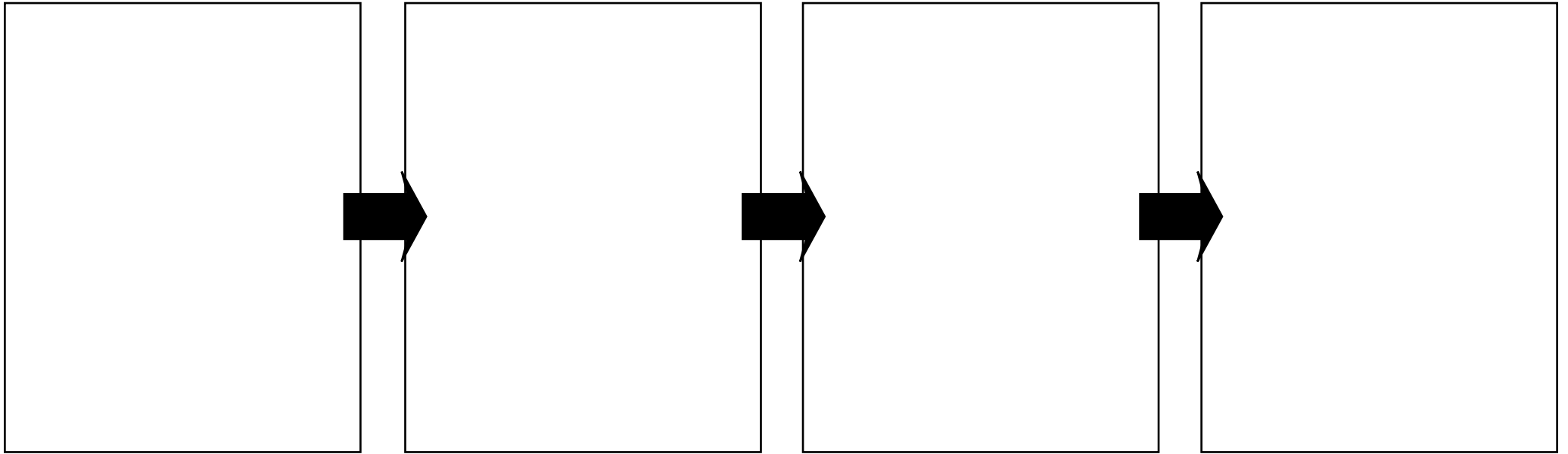
Gaeilge	<ul style="list-style-type: none"> • Bua na Cainte (Our Gaeilge programme) is available to download on a tablet or laptop. It's full of fun interactive games and songs if you'd like to have a look. • Theme – An Teilifis. https://www.edco.ie/bua Username: trial Password: trial This file requires very good internet speed to download and it's a large file. Please don't worry if you can't download it. • Cula4 – shows as Gaeilge
SESE	<ul style="list-style-type: none"> • Sequence the story Chicken Licken (you can do this orally with your child or she could draw out the pictures, cut them out and put them in order. What happened first, second, next, last?) Alternatively sequencing cards are available on https://www.twinkl.ie/resource/t-t-11148-chicken-licken-short-story-sequencing • The Life Cycle of a chicken – https://www.twinkl.ie/resource/t-t-5219-chicken-life-cycle-powerpoint • Worksheets see attachments below.
RE	<ul style="list-style-type: none"> • www.growinlove.ie This is our Religious Education programme. Parents can now access it for free. Click on Senior Infants/ Theme 8 The Church. Lessons 1 – A Place To Gather. • email login: trial@growinlove.ie Password: growinlove
Websites	<ul style="list-style-type: none"> • Twinkl.ie – worksheets/poems/PowerPoints/eBooks one-month free ultimate membership with code: IRLTWINKLHELPS • Oxford Owl eBook library – free eBooks for kids • Collins Big Cat eBooks. • Vooks – Read-aloud animated storybooks • Starfall – literacy games and activities • Topmarks.co.uk – numeracy learning games • YouTube Art for Kids Hub – Step by step how to draw activities • BBC Press Drama games for kids • YouTube Cosmic Kids Yoga • YouTube Just Dance • YouTube Joe Wicks Kids Workout

Weekly Challenge

- Learn to dress yourself, from top to toe, all by yourself. Parents, when your child has mastered this, turn their clothes in- side- out, they must learn to turn the clothes the right way round!

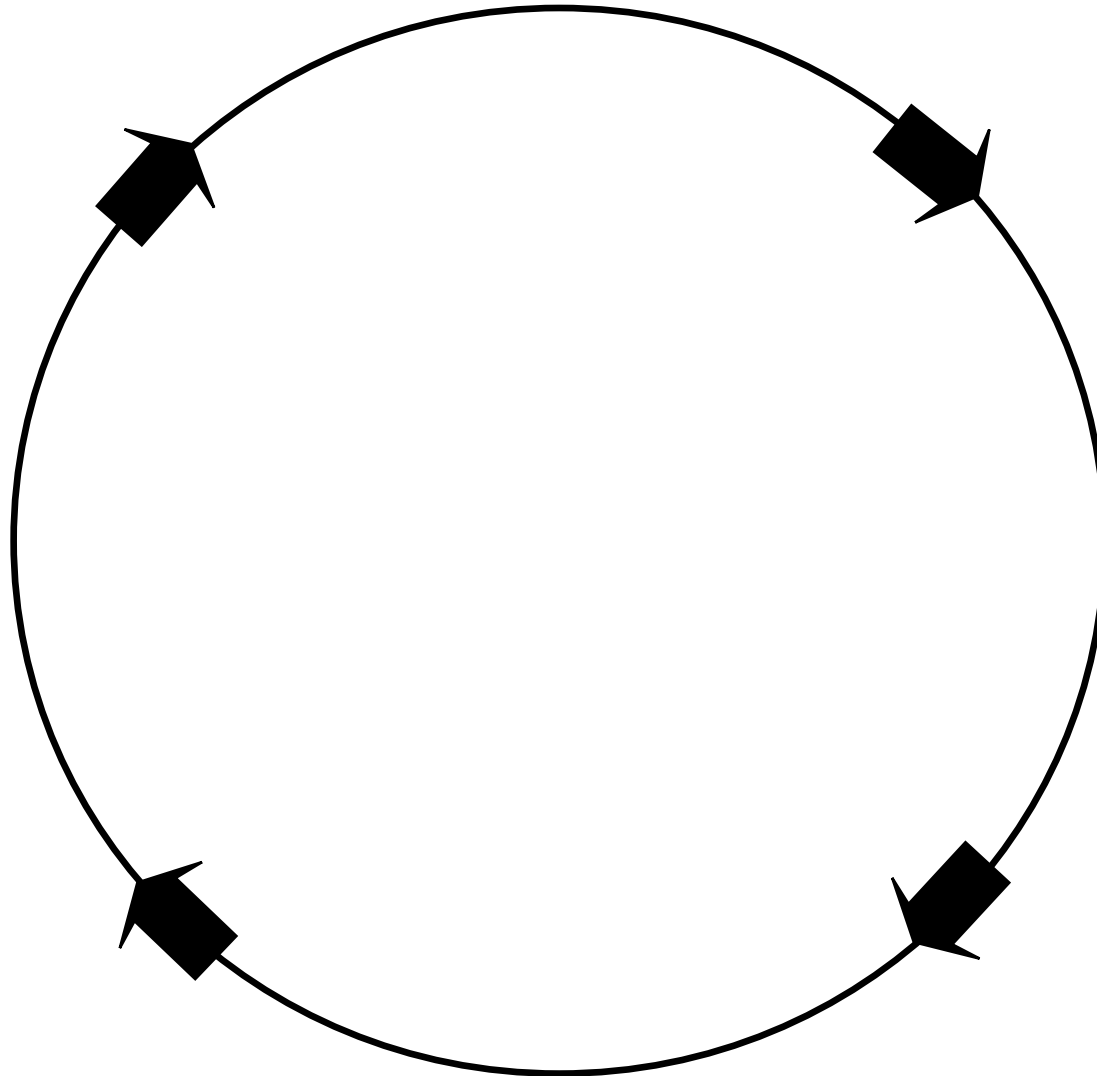
The life cycle of a hen

Cut out the pictures and stick them on in the right order.




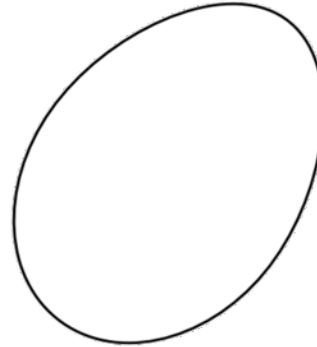
The life cycle of a hen

Cut out the pictures and stick them on in the right order.



The life cycle of a hen


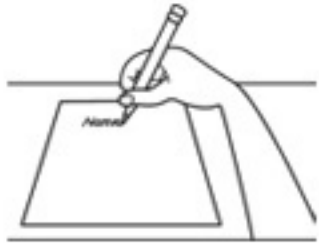
Cut out the pictures.




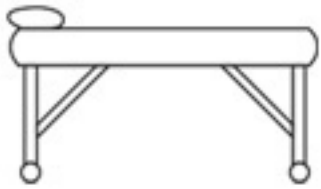
Name: _____

Match Letter & Write the Word


Glue the matching letters and write the word.




ot




ot



ot



ot



ot

d

j

c

p

h

THANKS FOR NOT PRINTING THIS PAGE!



Simply print from page 2 in your printing options, to avoid wasted paper and ink.

To find out more visit www.twinkl.co.uk/eco



Thanks for downloading and welcome to the twinkl family!

If you love our resources, you'll love premium!

- Save valuable time- we know how precious time can be, so we've spent thousands of hours creating lovely resources, leaving you to focus on what's most important.
- All the tools and materials you will need to create an amazing learning environment for your little stars!
- The largest collection of premium resources on the web at less than 1p per resource!
- Find out more about Twinkl premium at www.twinkl.co.uk/premium



How to change the print size of this resource

- In your PDF reader, click the 'File' menu
- Select 'Print'
- Click the box next to 'Print Scaling' and select 'Multiple Pages Per Sheet'
- You will now have various options, which will enable you to print several pages on just one sheet of paper.

A brief word about copyright...

By downloading this resource, you agree to the following:



Scan QR Code



You may use this resource for personal and/or classroom use only. We're more than happy for you to keep your own backup copy though.

In order to support us, we ask that you always acknowledge www.twinkl.co.uk as the source of the resource. If you love these resources, why not let others know about Twinkl?

You must not reproduce or share this resource with others in any form. They are more than welcome to download the resource directly from us.



You must not host or in any other way share our resources directly with others, without our prior written permission.

We also ask that this product is not used for commercial purposes and also that you do not alter the digital versions of our products in any way.







We hope you enjoy the resource and we'll see you very soon! x



Chicken Licken






A K H E N Y X J B G
C E H Z F J Q Q W O
H R T U R K E Y N O
I E E H H F A B B S
C L H W D Q A Z D E
K Y Z B U I F O X E
E U S W C E C E J Z
N C O C K E R E L U
N J Z V D A A Y Q A
S Q N L A C O R N B

DUCK HEN
GOOSE TURKEY
FOX COCKEREL
CHICKEN ACORN



Chicken Licken

A	K	H	E	N	Y	X	J	B	G
C	E	H	Z	F	J	Q	Q	W	O
H	R	T	U	R	K	E	Y	N	O
I	E	E	H	H	F	A	B	B	S
C	L	H	W	D	Q	A	Z	D	E
K	Y	Z	B	U	I	F	O	X	E
E	U	S	W	C	E	C	E	J	Z
N	C	O	C	K	E	R	E	L	U
N	J	Z	V	D	A	A	Y	Q	A
S	Q	N	L	A	C	O	R	N	B



~~DUCK~~ ~~HEN~~
~~GOOSE~~ ~~TURKEY~~
~~FOX~~ ~~COCKEREL~~
~~CHICKEN~~ ~~ACORN~~

THANKS FOR NOT PRINTING THIS PAGE!



Simply print from page 2 in your printing options, to avoid wasted paper and ink.

To find out more visit www.twinkl.co.uk/eco



Thanks for downloading and welcome to the twinkl family!

If you love our resources, you'll love premium!

- Save valuable time- we know how precious time can be, so we've spent thousands of hours creating lovely resources, leaving you to focus on what's most important.
- All the tools and materials you will need to create an amazing learning environment for your little stars!
- The largest collection of premium resources on the web at less than 1p per resource!
- Find out more about Twinkl premium at www.twinkl.co.uk/premium



How to change the print size of this resource

- In your PDF reader, click the 'File' menu
- Select 'Print'
- Click the box next to 'Print Scaling' and select 'Multiple Pages Per Sheet'
- You will now have various options, which will enable you to print several pages on just one sheet of paper.

A brief word about copyright...

By downloading this resource, you agree to the following:



Scan QR Code



You may use this resource for personal and/or classroom use only. We're more than happy for you to keep your own backup copy though.

In order to support us, we ask that you always acknowledge www.twinkl.co.uk as the source of the resource. If you love these resources, why not let others know about Twinkl?

You must not reproduce or share this resource with others in any form. They are more than welcome to download the resource directly from us.





You must not host or in any other way share our resources directly with others, without our prior written permission.




We also ask that this product is not used for commercial purposes and also that you do not alter the digital versions of our products in any way.




We hope you enjoy the resource and we'll see you very soon! x











Four horizontal lines for handwriting practice.





Five horizontal lines for writing practice.





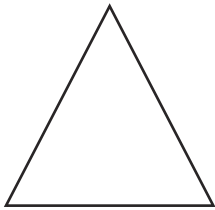
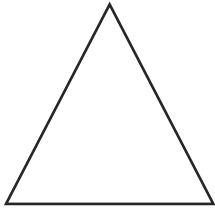
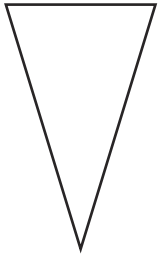
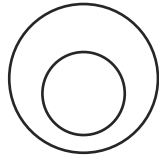
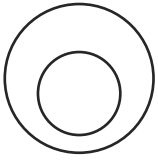
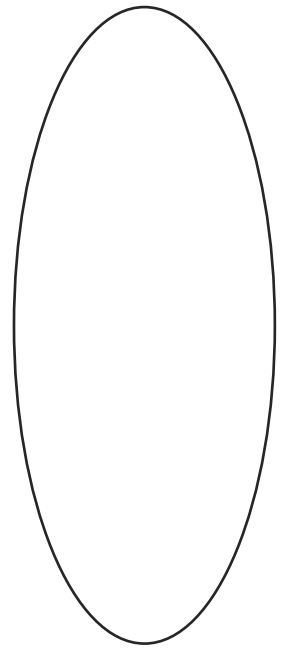




Four horizontal lines for handwriting practice.



Shape Chick





Shape Chick

Can you use the shapes to make your own chick picture?

