

This is a list of the work for the week for Senior Infants. Please pick and choose what you can do with your child at home. You may not be able to complete every activity and that's totally OK. I will continue to send daily suggestions on Seesaw based on this work. Please sign in to access work and receive feedback.

Please join our class today!

If you're using Seesaw for the first time:


1. Go to app.seesaw.me
2. Choose "I'm a Student"
3. Type in the code: **KBPV STQM. This code expires on May 3, 2020**
4. Finish creating your account using your school Google account or email address

If you've used Seesaw before and have an account:

1. Go to app.seesaw.me
2. Choose "I'm a Student"
3. Sign in using your school Google account or email address
4. Click on your profile icon on the top left
5. Click on the +Join Class button
6. Type in the code: **KBPV STQM. This code expires on May 3, 2020**

Literacy	<ul style="list-style-type: none">• Revise the story: 'The Hungry Caterpillar'. This book is to be read with your child, your child might be able to read some or all of the book. You might have the book at home or you can use this link to access it on YouTube https://www.youtube.com/watch?v=btFCtMhF3iI• Read a story from Collins Connect• Read a story from home• Revise all vowel digraphs on green card in your child's homework folder (ai, oa, ie, ee, oo oo, ou, oi, ue) Can you think of a word for each sound?• Word family – og. How many words can you think of? Make a list, give yourself a test• Write a couple of sentences about your news• Practise writing your capital and small letters Cc, Oo, Uu• Practise your capital and lower-case letters. Log into your IXL account https://ie.ixl.com/ela/sr-infants and click on the alphabet section.• Matching sight word game/snap each day• Choose five sight words that your child is learning from the yellow cards in your child's homework folder and create four sentences.• Practise writing these words by writing them on your small whiteboard, in rainbow colours or with some chalk outside.• Roll a sight word game (see sheet in attachments)
Numeracy	<ul style="list-style-type: none">• Practise writing numbers 0-10 – you could try rainbow colours• Making a set of 10 e.g. 10 pegs/10 socks.• Planet Maths p.93 (see below) – Write the number sentences on a page. You can use your set of 10 objects to help you.• Number bonds for 10 song – Jack Hartman https://www.youtube.com/watch?v=ID9tjBUiXs0

	<ul style="list-style-type: none"> • Oral Maths - Practise counting forwards/ backwards to 20. The Number Rock Song https://www.youtube.com/watch?v=v4sWyckBaOM. You could choose an action to do as you count, e.g. clap hands, jumping jack. • Addition: Complete various sums using your number line. Write the sum on your small whiteboard/blank page. • Introduce length, using language like, bigger, smaller, shorter, longer, taller. You can use items found around the house and ask ‘which is smaller, longer etc. • On line Maths Games – <p>Play ‘Hit the Button’:</p> <ul style="list-style-type: none"> ▪ Click the link: https://www.topmarks.co.uk/maths-games/hit-the-button ▪ Click ‘number bonds’ (green circle). ▪ Click ‘make 10’. ▪ Play each day, try to beat your own score! <p>https://www.topmarks.co.uk/learning-to-count/teddy-numbers https://www.topmarks.co.uk/learning-to-count/underwater-counting https://www.topmarks.co.uk/learning-to-count/ladybird-spots https://www.topmarks.co.uk/learning-to-count/gingerbread-man-game https://www.topmarks.co.uk/early-years/lets-compare</p> <ul style="list-style-type: none"> • Maths games http://www.crickweb.co.uk/Early-Years.html and use your IXL account: https://ie.ixl.com/math/sr-infants • The Very Hungry Caterpillar game – Roll and Colour! (see below) If you don’t have a dice you can call out the numbers.
SESE	<ul style="list-style-type: none"> • Recall the story of ‘The Very Hungry Caterpillar’ https://www.youtube.com/watch?v=75NOK-Sm1YY • Story sequencing ‘The Very Hungry Caterpillar’ (see below) If you don’t have a printer, your child could draw a picture of all the things the caterpillar eats in the right order. • PowerPoint – Life Cycle of the Butterfly https://www.twinkl.ie/resource/us-sc-219-life-cycle-of-a-butterfly-powerpoint • Sequencing activity – Life Cycle of the Butterfly (see below) • Minibeast hunt in your garden (see below) • Write about the minibeasts you found. Draw a picture (see below) • Draw a map of your garden from a ‘birds eye’ view. Walk around the garden and notice the features such as the shed, hedge, tree, flowers, minibeasts etc. Record these on your map by drawing pictures of them (See example below). • Have a go at making an insect hotel (See examples below). You can use leaves, twigs, pieces of rolled up paper, toilet rolls, bark etc. You put these inside a pot sitting on its side, an old birdhouse or a biscuit tin (anything that can hold the materials together). Put your hotel in a sheltered space in the garden and some beetles, ladybirds, garden spiders and worms might come and visit you. Send me some pictures!
Art	<ul style="list-style-type: none"> • Visual Art: How to draw a butterfly https://www.youtube.com/watch?v=MIAigITFgLk. • You might like to create a butterfly or caterpillar using materials found at home. See attachments below for ideas.

	
Music	<ul style="list-style-type: none"> • Butterfly Ladybug Bumble Bee song on Youtube https://www.youtube.com/watch?v=EgiQ6GliTrI Make up your own actions to go with the song.
Drama	<ul style="list-style-type: none"> • Guide your child through the story of ‘The Very Hungry Caterpillar’. They have to act out what is happening in the story. <i>Start as an egg on the leaf. Slowly become the caterpillar coming out of the egg and moving around the room. Bask in the warm sun. You feel very hungry. You go to look for some food. You eat lots of lovely things but you still want more. You keep eating but then you start to feel sick. You eat a nice fresh green leaf. You feel better but you are very full so you start to slow down and gradually curl into a cocoon. You emerge as a beautiful butterfly, spread your wings and fly away.</i>
P.E.	<ul style="list-style-type: none"> • Youtube - Cosmic Kids Yoga ‘Coco The Butterfly’ https://www.youtube.com/watch?v=pT-s1-phgxs • Youtube Just Dance ‘1999 by Charli XCX & Troye Sivan’ https://www.youtube.com/watch?v=TKj_nWUZvKA • Youtube Joe Wicks Kids Workout
S.P.H.E.	<ul style="list-style-type: none"> • Who’s Afraid of The Big Bad Bunny https://www.youtube.com/watch?v=t3SsYtIH3EQ • Discuss the story and ask questions - How do you think the animals felt when the Big Bad Bully Bunny was rude to them? How would you feel if someone spoke to you like that? What would you do? Role play - Practise saying ‘no/stop’, walking away and telling a grown up.
RE	<ul style="list-style-type: none"> • www.growinlove.ie This is our Religious Education programme. Parents can now access it for free using the email login: trial@growinlove.ie Password: growinlove • Click on Senior Infants/ Theme 8 The Church. Lessons 2 – A Place of Prayer. Watch the short videos about the church and discuss a time you went to the church, can you name that church? What did you see in the church?
Websites	<ul style="list-style-type: none"> • Twinkl.ie – worksheets/poems/PowerPoints/eBooks one-month free ultimate membership with code: IRLTWINKLHELPS • Oxford Owl eBook library – free eBooks for kids • Collins Big Cat eBooks. • Vooks – Read-aloud animated storybooks • Starfall – literacy games and activities • Topmarks.co.uk – numeracy learning games • YouTube Art for Kids Hub – Step by step how to draw activities • BBC Press Drama games for kids • YouTube Cosmic Kids Yoga • YouTube Just Dance • YouTube Joe Wicks Kids Workout • RTE School Hub

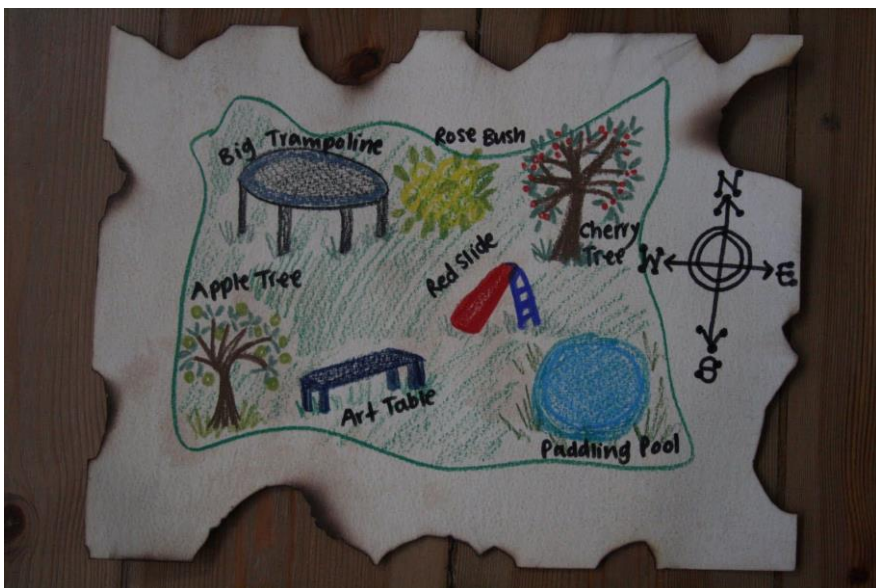
Weekly Challenge

- Make your own bed every day this week! 😊


Insect hotel examples:



Example of garden map:




Number 10



Here are **2** hula hoops and **10** cubes.

+



How many ways can you put the **10** cubes into the hula hoops?

	+		=	10			+		=	10
	+		=	10			+		=	10
	+		=	10			+		=	10
	+		=	10			+		=	10
	+		=	10			+		=	10
	+		=	10						

Draw **10** lollipops

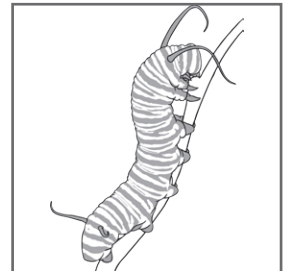
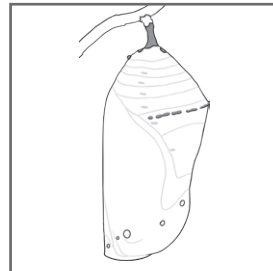
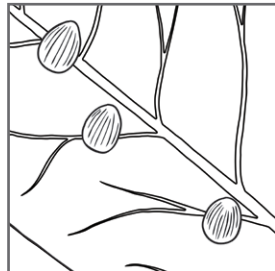
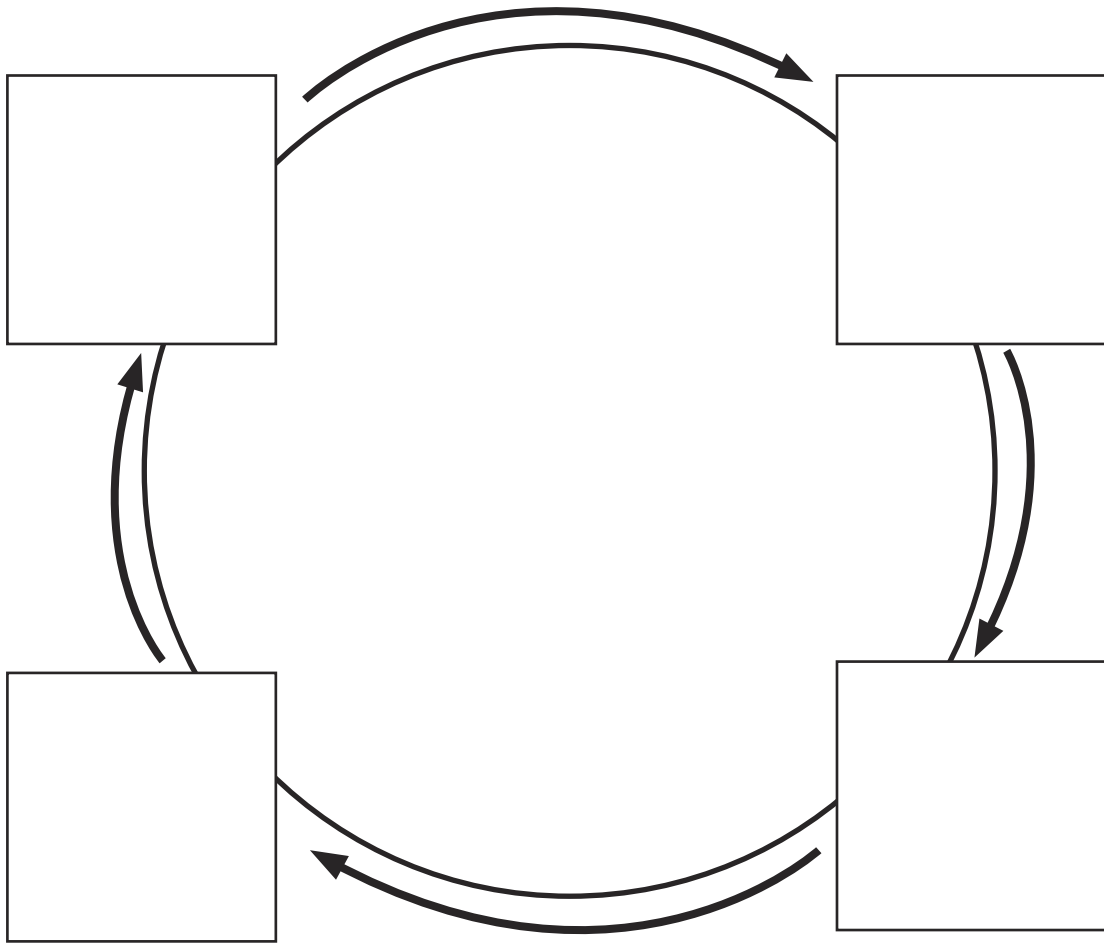
Strand: Number

Strand Unit: Number of number

Topic: Exploring the composition of 10

93

Butterfly Life Cycle



Minibeast Spotting

Keep your eyes open!


Which minibeasts have you seen? (tick the circles)




ladybird



butterfly




spider




beetle



ant



fly



worm



wasp



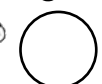
bee




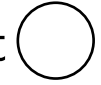
slug



dragonfly



newt




grasshopper




snail




caterpillar




frog





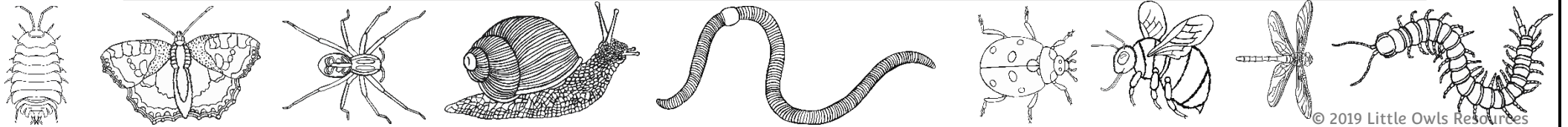


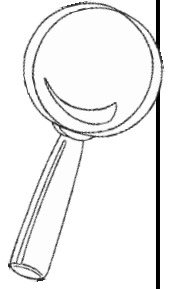


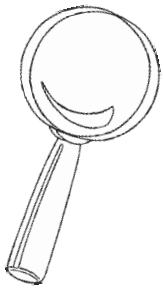

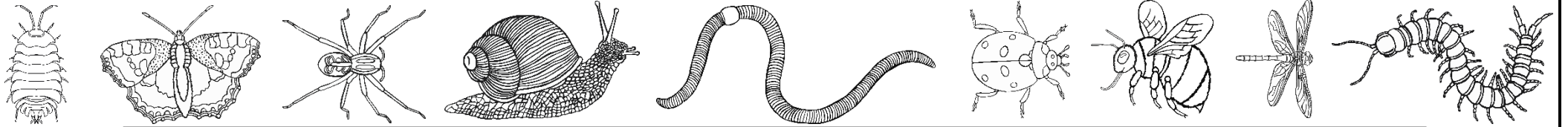
snake



woodlouse








Name: _____

Match Letter & Write the Word


Glue the matching letters and write the word.




og




og



og



og



og

d

j

l

fr

h

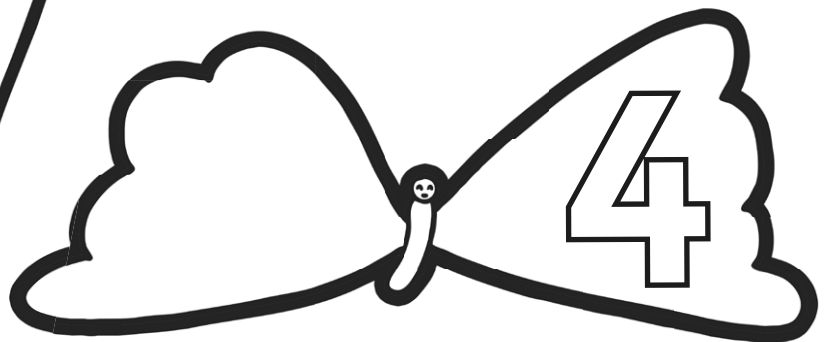






Roll and Colour!

Instructions

1. Roll one die.
2. Find one answer that matches.
3. Colour it in!

Two player:

Each player chooses a colour.
The winner is the one with the most coloured in at the end.



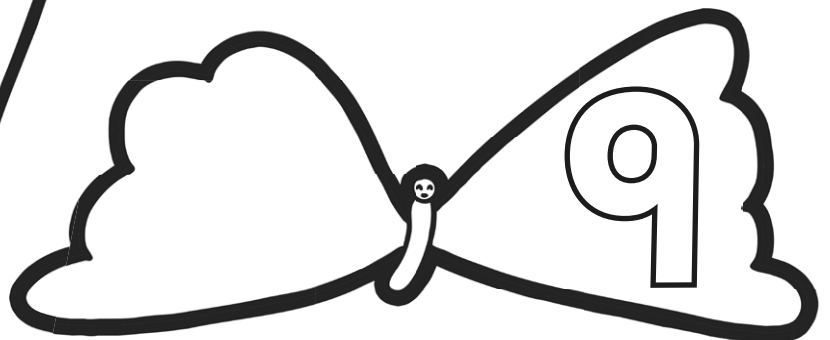




Roll, Add and Colour!

Instructions

1. Roll two dice.
2. Add the numbers together.
3. Colour the answer!

Two player:

Each player chooses a colour.
The winner is the one with the most coloured in at the end.







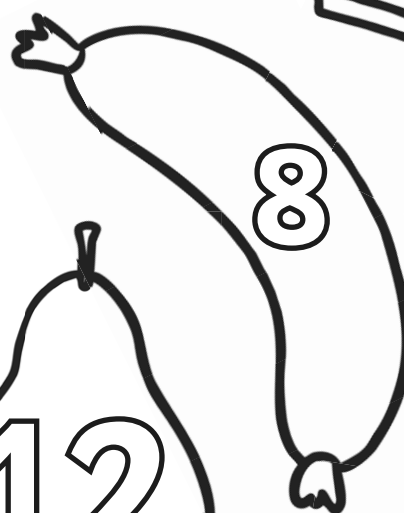
Roll, Add and Colour!

Instructions

1. Roll three dice.
2. Add the numbers together.
3. Colour the answer!




Two player:

Each player chooses a colour.
The winner is the one with the most coloured in at the end.





Roll A Sight Word



of

in

was



said

his


that




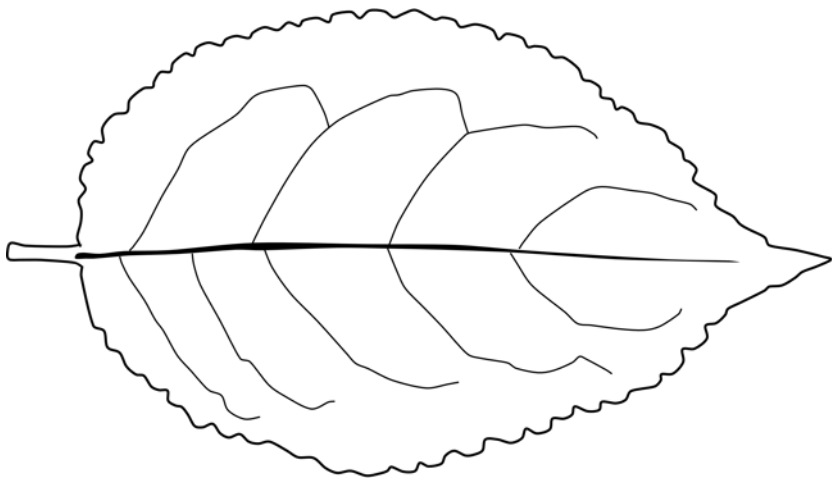
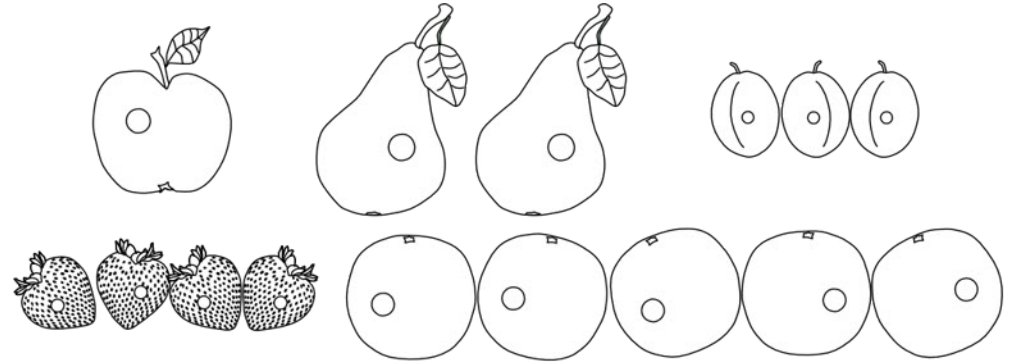

Roll A Sight Word





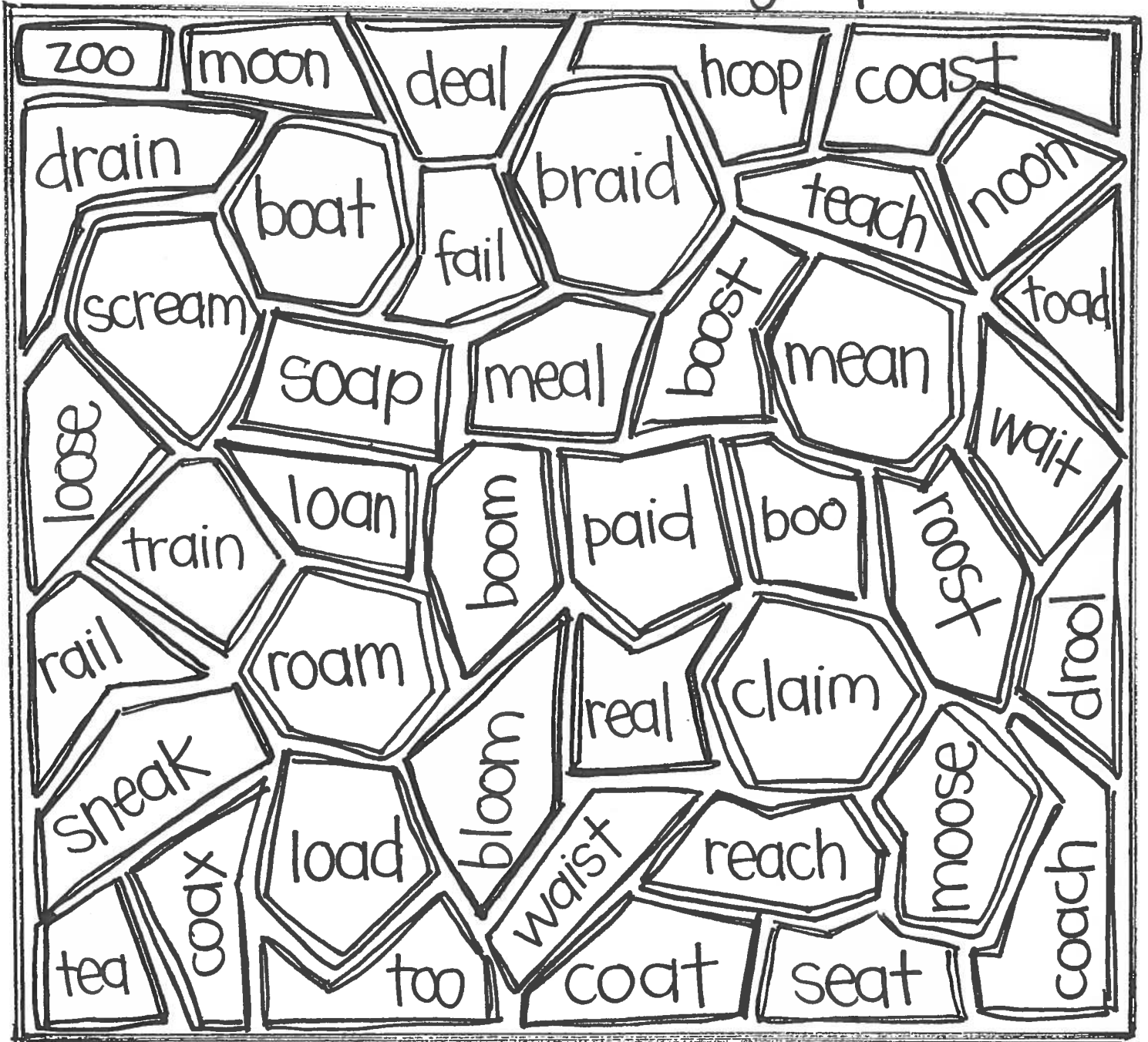
The Very Hungry Caterpillar Sequencing Sheets 2



The Very Hungry Caterpillar Sequencing Sheets 2



roll & color: Vowel Digraphs



roll
again

