

## Work for 30<sup>th</sup> March – 3<sup>rd</sup> April

### Second Class Miss Power

#### Monday 30/3/20

#### English - Literacy Leap 2<sup>nd</sup> Class

*Please note all activities are oral language activities unless it specifies that the work is written.*

- Literacy Leap online – pg. 8 and read ‘My Little Brother’.
- Go to pg. 9 complete the Oral Language activity (family member can be a partner for this activity) and Comprehension Skills and Strategies.

#### Irish - Abair Liom 2<sup>nd</sup> Class

**Disclaimer!!:** Parents and Guardian, the instructions for the Irish homework may seem longwinded, but they are here to help you navigate the Abair Liom E Book and Resources tab on the [www.folensonline.ie](http://www.folensonline.ie) website. Don't be too worried!

- Go to Abair Liom D Book on [www.folensonline.ie](http://www.folensonline.ie)
- Click on “Resources” tab.
- Scroll down for “Postaer- An Phicnic”
- There are seven little pictures, which are the activities to build up the vocabulary. Sound is required for these activities.
- Click on Foclóir 1 icon and click the play button at the end of the screen to play the game. Try repeating the words out loud! When you are finished the game, click on the little home icon at the bottom to bring you back to all the activities!
- Click on Foclóir 2 and try this game. When you are finished, click the home icon again!
- Click on “Scéal” and listen the story about the picnic. Try reading along with the story! You can click play any amount of times to get used to the new vocabulary and pronunciation. Try reading along out loud with the girl's voice. Then click on the home icon.
- Now try the “Ceisteanna” game. These are questions based on the story. To hear the different responses, click on the headphones icon. To choose a response, click on the sentence! Once finished, click on the home button.

- Now click on “Amhráin”. This is a song called “Mo bhosca lóin” (my lunch box). Listen and join in with the words on screen. Listen a few times. Click back using the home icon again.
- Lastly click on the “Dán” icon. This is a poem. It’s called “Ispíní” (Sausages). It’s about a dog, who walks into the kitchen and steals three sausages. Join in with the rap style poem.

### **Maths - Planet Maths 2<sup>nd</sup> Class**

- Planet Maths online – pg. 9

### **Tuesday 31/3/20**

### **English - Literacy Leap 2<sup>nd</sup> Class**

- Literacy Leap online – pg. 8 and read ‘My Little Brother’ again.
- Go to pg. 10 and complete Genre Analysis activity.

### **Irish - Abair Liom 2<sup>nd</sup> Class**

Hopefully you will be a bit more used to navigating Abair Liom on [www.folensonline.ie](http://www.folensonline.ie).

- Go into Abair Liom D “Resources” button again (under the book cover picture) and click on “Scéal” to go back over the story of “An Phicnic”. Do this, 2 or 3 times if you like.
- Click on any of the activities from the previous day to remind yourself of the vocabulary. Always click on the home icon to go back.
- Now lets X out of the Resources page and you should be back at the homepage, where the Abair Liom Book is. Click underneath where it says “Ebook”.
- Go to Page 10 and 11. This should be the poster from “An Phicnic”. To see both pages of the book, click on the book icon at the bottom. This gives you the option to see double pages or single pages as you see fit)
- Look at the double page poster. Can you name the things in the poster from the activities you did yesterday? Point to them and say the words out loud (in irish!)
- Turn over the page to page 12. This is a “Rólimirt” or a role-play. Read the role-play first 2 or 3 times. Then the child could act it out with a parent/another child in the house

### **Maths - Planet Maths 2<sup>nd</sup> Class**

- Planet Maths online – pg. 23

### **Wednesday 1/4/20**

#### **English - Literacy Leap 2<sup>nd</sup> Class**

- Literacy Leap online – pg. 11 complete Comprehension Activities.

#### **Irish - Abair Liom 2<sup>nd</sup> Class**

- **Go into Abair Liom “Resources” again. Play the “Scéal” again and read along. Repetition is important.**
- **Now go into the “ebook” tab for Abair Liom D. Go to Pg 13. Read the little story out loud 2 or 3 times.**
- **Look at the questions underneath. Read the questions out loud and try to write the answers on a page, using the sentence prompts. (the lines will give you a clue to how many words you should fill in!)**
- **When you are finished, try reading each question and your written answer.**

#### **Maths - Planet Maths 2<sup>nd</sup> Class**

- Planet Maths online – pg. 24

### **Thursday 2/4/20**

#### **English**

- Learn how to do laundry/clothes washing.
  - Write a recount of how you did the laundry.
1. Where did you collect the dirty clothes from?
  2. What did you select on the washing machine?
  3. How long did the wash take?
  4. How did you dry the clothes?
  5. What did you do with the clothes once they were all dry?

**When writing your recount remember to use capital letters, full stops, finger spacing and your best neat hand writing.**

- Draw a picture of you helping out with the laundry.

#### **Irish - Abair Liom 2<sup>nd</sup> Class**

- **Abair Liom Ebook: Go to Page 13. Read the little story again 2 or 3 times**
- **Turn to Page 13. You can magnify by using the magnifying icon. In Activity C you have to listen and colour the fruit the correct colour. Your child can draw simple fruit, like in the picture, on a page. When she is ready, click on the red volume icon at the top of the page to listen. She talks quite quickly so you can pause or you can play it through a few times and each time your child may hear another colour and fruit.**
- **Activity D Page 13. Read the sentences out loud. Do you think you need “ar an” (on) or “sa” (in/inside)? Write each sentence on a page.**

### **Maths - Planet Maths 2<sup>nd</sup> Class**

- Planet Maths online – pg. 30 & 31

### **Friday 3/4/20**

### **English - Literacy Leap 2<sup>nd</sup> Class**

- Literacy Leap online – pg. 13 complete Grammar and Writing activities.

### **Irish - Abair Liom 2<sup>nd</sup> Class**

- **Abair Liom Ebook: Go to Pg. 14. This is a listening and talking page. Your child should sound out the words that match the pictures and try to listen for the “í” sound. The “í” sound makes an “ee” sound funnily enough! E.g. brioscaí (brisk-ee) or bananaí (banan-ee). Your child draws and colours fruit that have this sound at the END of the word.**
- **Try watching one of the shows on Cúla 4**  
<https://www.cula4.com/en/cula4-na-nog/shows/>
- **“Peig agus Cat” or “Dot” might be suitable, but have a browse! Of course, the standard of Irish is high, but it will be very good for your child to listen and try to pick up some words along the way**

### **Maths**



- <https://www.topmarks.co.uk/money/toy-shop-money/eur>
- Maths Trail - Click on these images at the end of the page. They will open in a larger format.

**Maths All Around Me at Home**  
Find five different 3D shapes in your house to draw in the boxes below.

|          |        |
|----------|--------|
| Cube     | Cuboid |
| Cylinder | Sphere |
| Cone     |        |

Find and draw two things in your house that are longer than one metre.

|  |  |
|--|--|
|  |  |
|--|--|

**Maths All Around Me at Home**  
Find and draw two things in your house that are shorter than one metre.



|  |  |
|--|--|
|  |  |
|--|--|

Write down five different places where you can find numbers in your home.

- \_\_\_\_\_
- \_\_\_\_\_
- \_\_\_\_\_
- \_\_\_\_\_
- \_\_\_\_\_

Find and draw four items in your home which are used to hold liquid.

|  |  |
|--|--|
|  |  |
|  |  |

You will need to access Folens online. Follow the instructions to gain free access:

1. Go to [www.FolensOnline.ie](http://www.FolensOnline.ie) and click **Register**.
2. Select **'Teacher'**.
3. Fill in a username/email and password of your choice.
4. For Roll Number use the code: **Prim20**.
5. In the search box type **'Literacy Leap 2<sup>nd</sup> Class'** or **'Planet Maths 2<sup>nd</sup> Class'** or **'Abair Liom 2<sup>nd</sup> Class'** once the image appears click on the eBook.
6. Use the arrows to navigate left and right through the pages.