

As we begin using our workbooks, please be aware that your child may have already completed a page mentioned.

If they have completed a page already, it's OK to revise it or go back and complete a page they were absent for/didn't have time to complete from another day earlier in the year. ☺

Literacy

- Reading: Try out a book at [Collins Connect](#) Click on the Teacher portal and enter: Username: parents@harpercollins.co.uk Password: Parents20. 'I See Summer' you can find a copy here <https://www.youtube.com/watch?v=bTmJYJplghk>
- Phonics: Revise the vowel diagraph 'ie' watch the video https://www.youtube.com/watch?v=nF2MaR7_J8Q
Rintroduce 'ie' go to <https://slp.cjfallon.ie/>, click book b senior infants, go to unit 1 The Park and click on 'ie', lots of activities to try around the sound 'ie'
- Word family: -um. Think of words that have **um** in them – sum, mum, hum, plum, drum etc. make a list.
Carry out Sounds in Action pg. 54, 55, 56 (stickers can be found in the middle of the book).
- Handwriting: Capital Q – say the writing pattern for correct formation: pull back, around and slant down. Complete Ready, Steady Write pg 52 (big book)
- Sight words: work on your words on yellow cards.
- Writing: **I see in Summer** complete the worksheet attached or alternatively write I see ____ in Summer sentences in your purple copy.

Numeracy


- Practise writing numbers 0-10 – you could try rainbow colours
- Oral Maths - Practise counting forwards/ backwards to 10.
- Capacity– Planet Maths pg 122 and 123
- Let your child have 'free play' experimenting with different containers. Things to Play with in Water:



- colander
- strainer
- old teapot
- toy bucket
- jugs and containers
- sponge
- small watering can
- funnel
- whisk
- hollow ball
- plastic bottles
- PLEASE SUPERVISE ALL WATER ACTIVITIES.
- Use language like least, most, full, empty, wider, thinner, taller, smaller etc.
- On line Maths Games – <https://www.topmarks.co.uk/learning-to-count/teddy-numbers>
<https://www.topmarks.co.uk/learning-to-count/underwater-counting>
<https://www.topmarks.co.uk/learning-to-count/ladybird-spots>

	<p>https://www.topmarks.co.uk/learning-to-count/gingerbread-man-game</p> <p>https://www.topmarks.co.uk/early-years/lets-compare</p> <p>http://www.crickweb.co.uk/Early-Years.html</p>
SESE	<ul style="list-style-type: none"> • Summer PowerPoint https://www.twinkl.ie/resource/t-11444-summer-photo-powerpoint Talk about the pictures in the PowerPoint and complete the Summer Hunt Checklist (see below) • Remember the song we learned about the solar system? https://www.youtube.com/watch?v=mQrlgH97v94 Can you remember what was at the centre?... Yes! The Sun! Draw your own sun by watching this video https://www.youtube.com/watch?v=VgVhLWPyP5g • What are the differences between summer and winter? Would you wear different clothes in winter and summer? Talk about it and then complete the sorting activity below.
Art	<ul style="list-style-type: none"> • Construct a Park: Could you use some Lego /bricks or playdough and your imagination to make a park scene and use some small figures to play in it. Perhaps you could make a swing, slide, pond etc. • Can you draw a summer scene based on the story 'I See Summer' • Colour the summer poster attached.
Music	<ul style="list-style-type: none"> • Exploring sounds – Exploring sounds- https://www.twinkl.ie/resource/tg-ga-146-level-1-phonics-the-garden-environmental-sounds-game can you identify the sounds you would hear in the garden. • Song: The Sun cream song (see attachments)- discuss the importance of being sun safe. • Summer song for kids https://www.youtube.com/watch?v=mVhh0oATqBI
Drama	<ul style="list-style-type: none"> • Role play – at the park, build your park and use your imagination to role play being in the park.
P.E.	<ul style="list-style-type: none"> • Youtube Cosmic Kids Enzo The Bee - https://www.youtube.com/watch?v=uyj5LooYWyg • Youtube Just Dance • Youtube Joe Wicks Kids Workout
S.P.H.E.	<ul style="list-style-type: none"> • Sun Safety – George The Sun Safe Superstar - https://www.youtube.com/watch?v=EwyqaLnsi5Q • Watch the video and discuss with your child.
RE	<ul style="list-style-type: none"> • Grow in Love (For children who participate in religious education only) Click on https://app.growinlove.ie/en/user/lesson-resources/32 and discuss the story. Jesus teaches us to make good choices and to show love. Discuss times with your child when they have showed love to others and made good choices.
Websites	<ul style="list-style-type: none"> • Twinkl.ie – worksheets/poems/PowerPoints/eBooks one-month free ultimate membership with code: IRLTWINKLHELPS • Oxford Owl eBook library – free eBooks for kids • Collins Big Cat eBooks. • Vooks – Read-aloud animated storybooks • Starfall – literacy games and activities • Topmarks.co.uk – numeracy learning games • YouTube Art for Kids Hub – Step by step how to draw activities • BBC Press Drama games for kids • YouTube Cosmic Kids Yoga • YouTube Just Dance • YouTube Joe Wicks Kids Workout
Weekly Challenge	<ul style="list-style-type: none"> • Help your grown up with the washing up!

In the summer I see...



Summer Hunt Checklist

sun



flowers



beach ball



sun glasses



sun cream



hat



barbecue



ice cream



beach



lawn mower



sandles



butterfly

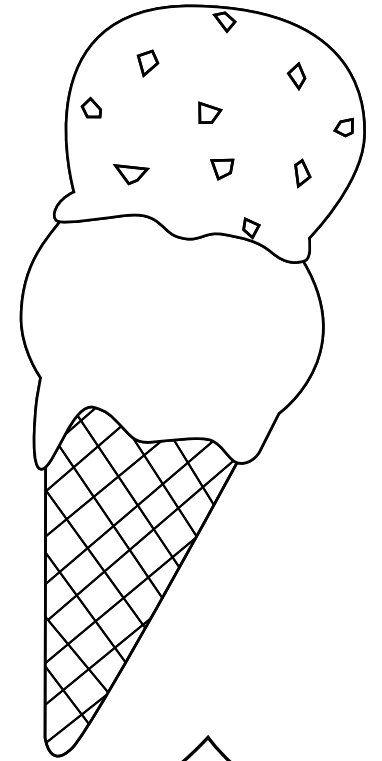

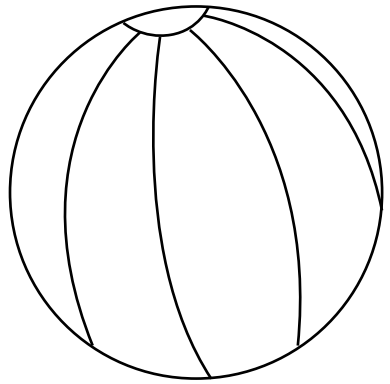


paddling pool



deckchair





LOVE

SUMMER

Sort Clothes By Season

Cut out the pictures and glue clothes onto Summer or Winter. You can ask Yes-No questions, e.g. "Do you wear boots in the winter?" , "When" questions, e.g. "When do you wear boots...in the winter or summer?", "What" questions, e.g. "What do you wear on your head in the winter?" Boxes have been color-coded to provide challenged students with additional guidance.

Summer	Winter

Created by Ricki Block, MS, CCC-SLP



The Sun Cream Song

(Sing to the tune of '1, 2, 3, 4, 5 Once I Caught a Fish Alive'.)

5, 4, 3, 2, 1, out we go into the sun.
1, 2, 3, 4, 5, make sure sun cream is applied.

Why do we rub it in?
It's protection for our skin.
Which children need it on?
Everyone who's in the sun!

