


This is a list of the work for the week for Senior Infants. Please pick and choose what you can do with your child at home. You may not be able to complete every activity and that's totally OK. We will continue to send daily suggestions on Seesaw based on this work.

Literacy	<ul style="list-style-type: none"> • Reading 'Topsy and Tim go to the Hospital' https://www.youtube.com/watch?v=3ntX_TfcIGk , 'Charlie the Fire Fighter' https://www.twinkl.ie/resource/t-or-271-charlie-the-firefighter-ebook and 'Going to Visit the Dentist' https://www.youtube.com/watch?v=CjGeOsaLmkw. • Phonics: Revise all sounds including vowel digraphs in your child's folder of letters (ai, oa, ie, ee, oo OO, ou, oi, ue) Can you think of a word for each sound? e.g. oa- goat. ai -chair etc. • Word family: -ed Call out five 'ed' words and ask your child to write them down + worksheet attached below. Watch and read the sentences https://www.youtube.com/watch?v=nte4sCUJc4E • Sight words: continue to work on your yellow cards. • Oral Language: Game: Who am I? Ask your child to think of a job or community helper they learned about this week. Label the doctor surgery: https://www.twinkl.ie/resource/tg-t-74-people-who-help-us-doctors-labelling-activity • Writing: When I grow up.... complete the sheet attached about what you would like to be when you grow up and draw a picture. Choose four sight words that your child is learning from her yellow cards and create four sentences.
Numeracy	<ul style="list-style-type: none"> • Practise writing numbers 0-10 – you could try rainbow colours and make a set of 10. • Oral Maths - Practise counting forwards/ backwards to 10. • The Number Rock Song https://www.youtube.com/watch?v=v4sWyckBaOM • We are learning about length - Use language like 'bigger, smaller, shorter, longer, taller'. You can use items found around the house and ask 'which is smaller, longer etc. Encourage the language of length eg. 'You have the longest pencil, Find the shortest trousers on the washing line, Can you make a taller tower than mine?' • Discuss who is the shortest/tallest in our house. • Make paper aeroplanes and see which one flies the farthest. • Planet Maths pg 106 – estimating and measuring (how many cubes long do you think it is? Have a guess – it's OK if you're wrong). Write your estimate down before you measure. If you don't have cubes, you could use pasta, paper clips, lego etc. • Use playdough to make longer/shorter snakes etc. • Measure your garden/ kitchen etc. Guess how many steps long the garden/ kitchen is, then count out the steps. • On line Maths Games – https://www.topmarks.co.uk/learning-to-count/teddy-numbers https://www.topmarks.co.uk/learning-to-count/underwater-counting https://www.topmarks.co.uk/learning-to-count/ladybird-spots https://www.topmarks.co.uk/learning-to-count/gingerbread-man-game https://www.topmarks.co.uk/early-years/lets-compare http://www.crickweb.co.uk/Early-Years.html
SESE	<ul style="list-style-type: none"> • We are learning about 'People Who Help Us in Our Community'. Look at these posters. Talk about their job and their place of work. https://www.twinkl.ie/resource/roi-t-25940-people-who-help-us-display-facts-posters • People who help us game – Open the PowerPoint, read the clues and see can you guess what the person's job is. https://www.twinkl.ie/resource/ca-ss-115-community-helpers-powerpoint-game • Who Can Help Me? Cut and stick activity – Look at the pictures. Cut and stick the person who would be able to help (see attachments below). • People and their places of work (see attachments below) – Can you match the person to their place of work?


	<ul style="list-style-type: none"> • Interview a grown up at home about their job. You could ask them what they wanted to be when they were small. What is their job and do they like it. • Story ‘The Messy Magpie’ https://www.twinkl.ie/resource/t-1-54501-the-messy-magpie-ebook Read the story and talk to your child about recycling and what items we can put in our recycling bin.
Art	<ul style="list-style-type: none"> • Design a poster to thank the people who help us or colour the ‘You are Heroes’ and front line workers colouring sheets attached • Design and build a fire station or fire truck from Lego or bricks.
Music	<ul style="list-style-type: none"> • Sing along and follow the dance routine to -When I grow up! • https://www.youtube.com/watch?v=V70IMBQ-NGk. • Dr. Knickerbocker https://www.youtube.com/watch?v=5L40pXuNawY • Miss Polly had a Dolly -https://www.youtube.com/watch?v=cgsgH0lkQTI&vl=en
Drama	<ul style="list-style-type: none"> • Set up a doctor or vets’ surgery, take on different roles – doctor/vet, nurse, patient, use your imagination and have some fun!
P.E.	<ul style="list-style-type: none"> • https://www.youtube.com/watch?v=V70IMBQ-NGk. Sing along and follow the dance routine to -When I grow up!
S.P.H.E.	<ul style="list-style-type: none"> • Lucy’s in Lockdown Discuss the story and ask questions – How is Lucy feeling? Why is she feeling like that? Do you ever feel like Lucy does? How can we deal with these feelings? Discuss with your child what they are learning while in lockdown, what they miss and what they are looking forward to. It is important for your child to know that all these mixed feelings are ok and that by talking about their feelings will help them deal with these strange times we are in.
RE	<ul style="list-style-type: none"> • Grow in Love (For children who participate in religious education only) Click on https://app.growinlove.ie/en/user/lesson-resources/30 Senior Infants/ Theme 9 Baptism. Lessons 1 A baby’s baptism. Watch the video and discuss the following questions: - Who can you see in the video? What is the priest doing? What is the baby wearing? Talk to your child about their special day.
Websites	<ul style="list-style-type: none"> • Twinkl.ie – worksheets/poems/PowerPoints/eBooks one-month free ultimate membership with code: IRLTWINKLHELPS • Oxford Owl eBook library – free eBooks for kids • Collins Big Cat eBooks. • Vooks – Read-aloud animated storybooks • Starfall – literacy games and activities • Topmarks.co.uk – numeracy learning games • YouTube Art for Kids Hub – Step by step how to draw activities • BBC Press Drama games for kids • YouTube Cosmic Kids Yoga • YouTube Just Dance • YouTube Joe Wicks Kids Workout
Weekly Challenge	<ul style="list-style-type: none"> • Show and Tell – Choose an object from home and chat about it for 1 minute to a family member about it.

Name: _____


ed Word Family - Cut and Paste




sled




led



wed



shed



bed



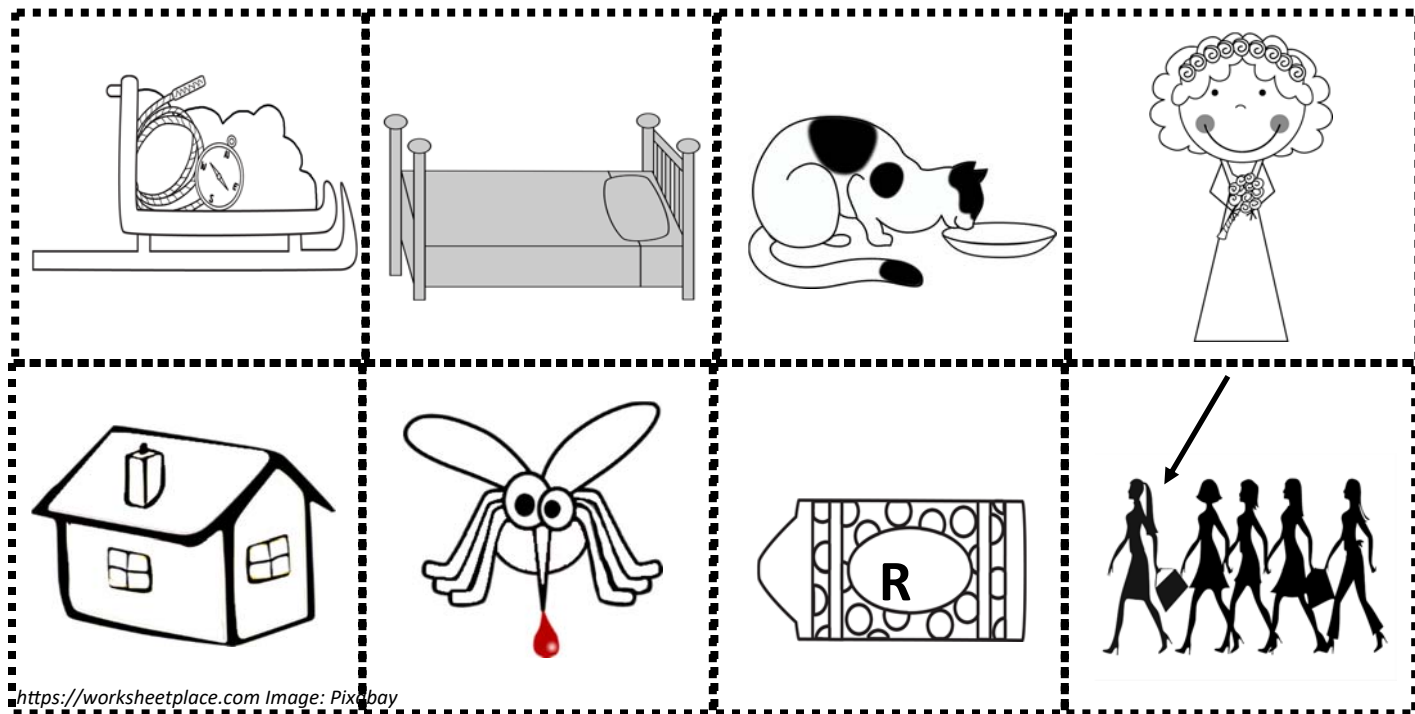
bled



fed




red



Measure




Measure with cubes. Write each amount.



my estimate

cubes



my estimate

cubes



my estimate

cubes



my estimate

cubes



People and their Place of Work

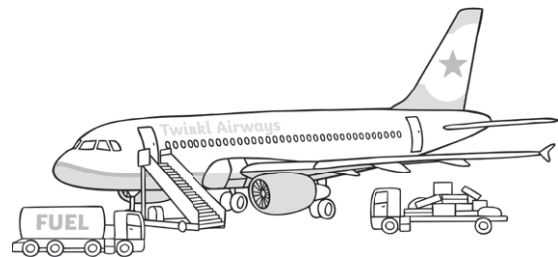
Match the person doing their job to the place they work.



People and their Place of Work

Answers

Match the person doing their job to the place they work.



People Who Help Us Read and Draw

Read the clues and draw the person doing their job.

I help people when they are sick. I tell them what is wrong with them.

I work with children. I give them homework.

I sell things to people. I help them find what they are looking for.

I work in a hospital. I help people feel better.

People Who Help Us Read and Draw

Read the clues and draw the person doing their job.

I can help you if you have a sore tooth. I wear gloves to keep my hands clean.

I hurry when I get an emergency call. I use water and foam to put out fires.

I keep people safe. I work in a station and drive a car with a siren.

I help sick animals. I often visit farms and the zoo.

People Who Help Us Read and Draw

Read the clues and draw the person doing their job.

I remind people to be quiet. I keep all the books neat and tidy.

I have to drive people to lots of different places. I often have many people in my vehicle.

I help people to cross the road. I have a sign that tells traffic to stop.

I keep the school neat and tidy. I work outside and inside.

People Who Help Us Read and Draw

Read the clues and draw the person doing their job.


I work in the school office. I answer the phone and type lots of letters.

I fix people's heating when it is broken. I use lots of pipes to do my work.

I have to be very careful when I'm doing my work. I work with electricity, which can be very dangerous.

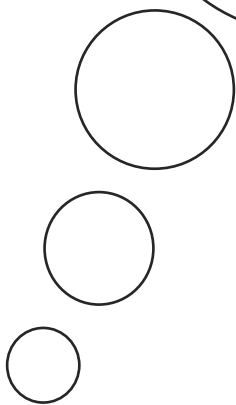

I go to lots of different houses. I deliver lots of letters.

When I Grow Up, I'd Like to Be...



When I Grow Up, I'd Like to Be...


because _____



When I Grow Up, I'd Like to Be...


because _____

The skills I will need to do this job are _____



Who Can Help Me?

I need to cross the road.



I need help with my work.




I am lost.



There is a fire.




I have hurt my knee.





Who Can Help Me? Answers

I need to cross the road.



I need help with my work.



I am lost.



There is a fire.



I have hurt my knee.



You Are Our HEROES!

