

This is a list of the work for the week for Senior Infants. Please pick and choose what you can do with your child at home. You may not be able to complete every activity and that's totally OK. We will continue to send daily suggestions on Aladdin Connect based on this work.


Literacy	<ul style="list-style-type: none"> • Reading ‘Topsy and Tim go to the Hospital’ https://www.youtube.com/watch?v=3ntX_TfcIGk , ‘Charlie the Fire Fighter’ https://www.twinkl.ie/resource/t-or-271-charlie-the-firefighter-ebook and ‘Going to Visit the Dentist’ https://www.youtube.com/watch?v=CjGeOsaLmkw. • Phonics: Revise all sounds including vowel diagraphs in your child’s bag of letters (ai, oa, ie, ee, oo OO, ou, oi, ue) Can you think of a word for each sound? e.g. oa-goat. ai -chair etc. • Word family: -ed Call out five ‘ed’ words and get the girls to write them down + worksheet attached below. Watch and read the sentences https://www.youtube.com/watch?v=nte4sCUJc4E • Sight words: work on your next list in your giraffe book. • Oral Language: Game: Who am I? Ask your child to think of a job or community helper they learned about this week. Label the doctor surgery: https://www.twinkl.ie/resource/tg-t-74-people-who-help-us-doctors-labelling-activity • Writing: When I grow up.... complete the sheet attached about what you would like to be when you grow up and draw a picture. Choose four sight words that your child is learning from her giraffe book and create four sentences.
Numeracy	<ul style="list-style-type: none"> • Practise writing numbers 0-10 – you could try rainbow colours and make a set of 10. • Oral Maths - Practise counting forwards/ backwards to 10. The girls have had plenty of practise in school, with me using a counting stick. You could use an alternative (a sweeping brush, maybe?) If you ask the girls to show you what we do in school, I’m sure they will be able to tell you! They will recognise this tip – ‘You count when my hand moves, YOU stop, when my hand stops!’ • The Number Rock Song https://www.youtube.com/watch?v=v4sWyckBaOM • We are learning about length - Use language like ‘bigger, smaller, shorter, longer, taller’. You can use items found around the house and ask ‘which is smaller, longer etc. Encourage the language of length eg. ‘You have the longest pencil, Find the shortest trousers on the washing line, Can you make a taller tower than mine?’ • Discuss who is the shortest/tallest in our house. • Make paper aeroplanes and see which one flies the farthest. • Planet Maths pg 106 – estimating and measuring (how many cubes long do you think it is? Have a guess – it’s OK if you’re wrong). Write your estimate down before you measure. If you don’t have cubes, you could use pasta, paper clips, lego etc. • Use playdough to make longer/shorter snakes etc. • Measure your garden/ kitchen etc. Guess how many steps long the garden/ kitchen is, then count out the steps. • On line Maths Games – https://www.topmarks.co.uk/learning-to-count/teddy-numbers https://www.topmarks.co.uk/learning-to-count/underwater-counting https://www.topmarks.co.uk/learning-to-count/ladybird-spots https://www.topmarks.co.uk/learning-to-count/gingerbread-man-game https://www.topmarks.co.uk/early-years/lets-compare http://www.crickweb.co.uk/Early-Years.html
Gaeilge	<ul style="list-style-type: none"> • Bua na Cainte (Our Gaeilge programme) is available to download on a tablet or laptop. It’s full of fun interactive games and songs if you’d like to have a look. • Theme – Ag Siopadóireacht https://www.edco.ie/bua Username: trial Password: trial

	<p>This file requires very good internet speed to download and it's a large file. Please don't worry if you can't download it.</p> <ul style="list-style-type: none"> • Cula4 – shows as Gaeilge • You might like to watch a new programme on TG4 called 'Ar Scoil' weekdays at 10am. This will be similar to the RTÉ Home-school Hub programme but will be through Irish.
SESE	<ul style="list-style-type: none"> • We are learning about 'People Who Help Us in Our Community'. Look at these posters. Talk about their job and their place of work. https://www.twinkl.ie/resource/roi-t-25940-people-who-help-us-display-facts-posters • People who help us game – Open the PowerPoint, read the clues and see can you guess what the persons job is. https://www.twinkl.ie/resource/ca-ss-115-community-helpers-powerpoint-game • Who Can Help Me? Cut and stick activity – Look at the pictures. Cut and stick the person who would be able to help (see attachments below). • People and their places of work (see attachments below) – Can you match the person to their place of work? • Interview a grown up at home about their job. You could ask them what they wanted to be when they were small. What is their job and do they like it. • Story 'The Messy Magpie' https://www.twinkl.ie/resource/t-1-54501-the-messy-magpie-ebook Read the story and talk to your child about recycling and what items we can put in our recycling bin.
Art	<ul style="list-style-type: none"> • Design a poster to thank the people who help us or colour the 'You are Heroes' and front line workers colouring sheets attached • Design and build a fire station or fire truck from Lego or bricks.
Music	<ul style="list-style-type: none"> • Sing along and follow the dance routine to -When I grow up! • https://www.youtube.com/watch?v=V70IMBQ-NGk. • Dr. Knickerbocker https://www.youtube.com/watch?v=5L40pXuNawY • Miss Polly had a Dolly -https://www.youtube.com/watch?v=cgsgH0lkQTI&vl=en
Drama	<ul style="list-style-type: none"> • Set up a doctor or vets' surgery, take on different roles – doctor/vet, nurse, patient, use your imagination and have some fun!
P.E.	<ul style="list-style-type: none"> • https://www.youtube.com/watch?v=V70IMBQ-NGk. Sing along and follow the dance routine to -When I grow up!
S.P.H.E.	<ul style="list-style-type: none"> • Lucy's in Lockdown Discuss the story and ask questions – How is Lucy feeling? Why is she feeling like that? Do you ever feel like Lucy does? How can we deal with these feelings? Discuss with your child what they are learning while in lockdown, what they miss and what they are looking forward to. It is important for your child to know that all these mixed feelings are ok and that by talking about their feelings will help them deal with these strange times we are in.
RE	<ul style="list-style-type: none"> • Grow in Love (For children who participate in religious education only) Click on https://app.growinlove.ie/en/user/lesson-resources/30 Senior Infants/ Theme 9 Baptism. Lessons 1 A baby's baptism. Watch the video and discuss the following questions: - Who can you see in the video? What is the priest doing? What is the baby wearing? Talk to your child about their special day.
Websites	<ul style="list-style-type: none"> • Twinkl.ie – worksheets/poems/PowerPoints/eBooks one-month free ultimate membership with code: IRLTWINKLHELPS • Oxford Owl eBook library – free eBooks for kids • Collins Big Cat eBooks. • Vooks – Read-aloud animated storybooks • Starfall – literacy games and activities • Topmarks.co.uk – numeracy learning games • YouTube Art for Kids Hub – Step by step how to draw activities • BBC Press Drama games for kids


	<ul style="list-style-type: none">• YouTube Cosmic Kids Yoga• YouTube Just Dance• YouTube Joe Wicks Kids Workout
Weekly Challenge	<ul style="list-style-type: none">• Show and Tell – Choose an object from home and chat about it for 1 minute to a family member about it.

Name: _____


ed Word Family-Cut and Paste




sled



led




wed



shed



bed



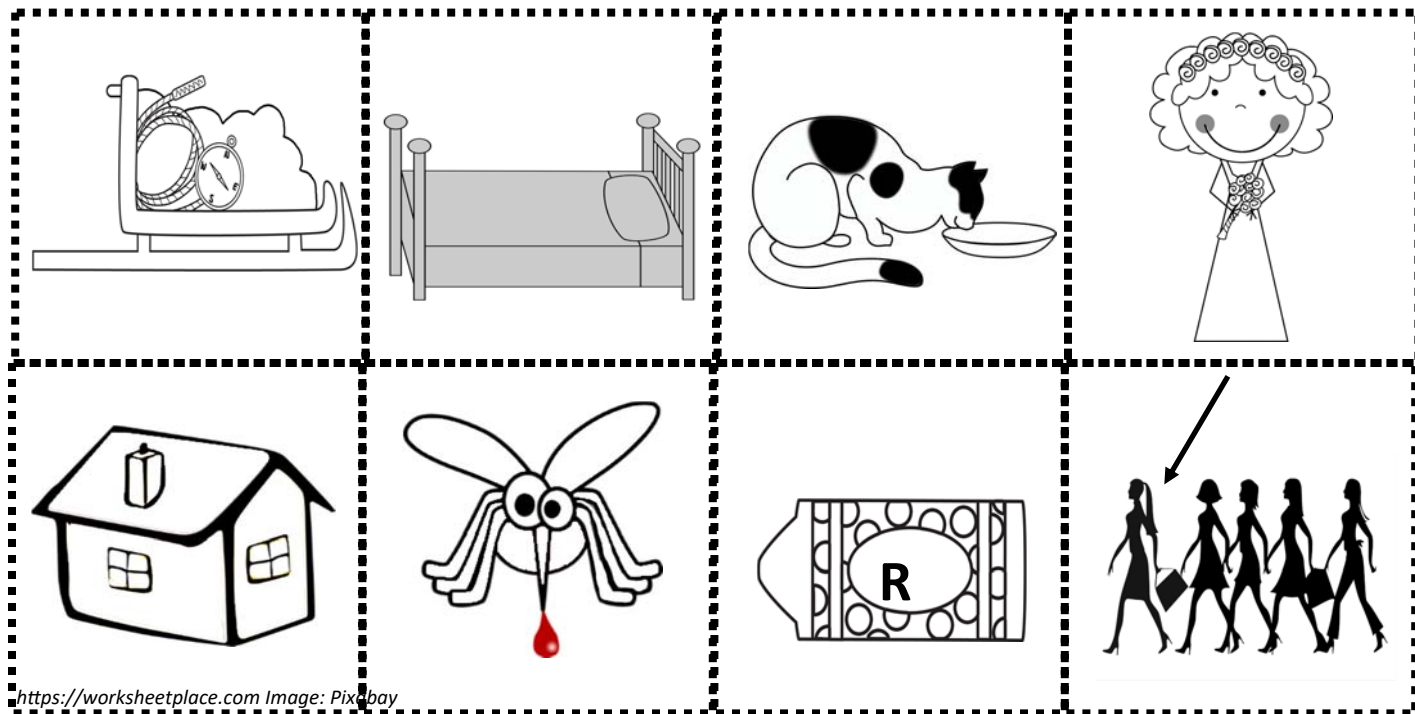
bled



fed



red



People Who Help Us Read and Draw

Read the clues and draw the person doing their job.

I help people when they are sick. I tell them what is wrong with them.

I work with children. I give them homework.

I sell things to people. I help them find what they are looking for.

I work in a hospital. I help people feel better.

People Who Help Us Read and Draw

Read the clues and draw the person doing their job.

I can help you if you have a sore tooth. I wear gloves to keep my hands clean.

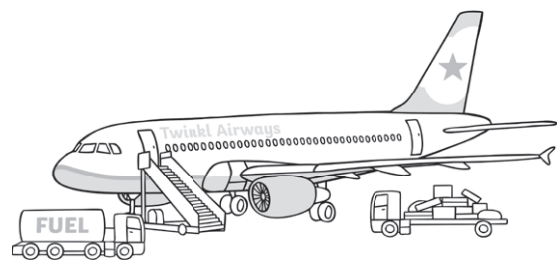
I hurry when I get an emergency call. I use water and foam to put out fires.

I keep people safe. I work in a station and drive a car with a siren.


I help sick animals. I often visit farms and the zoo.

People and their Place of Work

Match the person doing their job to the place they work.



When I Grow Up, I'd Like to Be...



Measure



Measure with cubes. Write each amount.



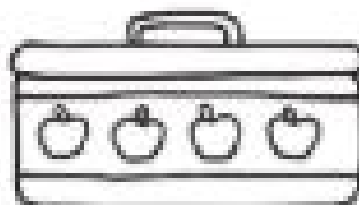
my estimate

cubes



my estimate

cubes



my estimate

cubes




my estimate

cubes



Who Can Help Me?

I need to cross the road.



I need help with my work.



I am lost.



There is a fire.



I have hurt my knee.





You Are Our HEROES!



Thank You For Keeping Us Safe



Thank You for
Looking after Our Friends



Thank You for Delivering Our Mail



Stay Safe