


Senior Infants - Monday 18th May – Friday 22nd May.

This is a list of the work for the week for Senior Infants. Please pick and choose what you can do with your child at home. You may not be able to complete every activity and that's totally OK. I will continue to send daily suggestions on Seesaw based on this work.

Literacy	<ul style="list-style-type: none">• Reading: 'The Snail and the Whale' you may have a copy at home alternatively you can find a copy here https://www.youtube.com/watch?v=x887mPO9X9c, Try out a book at Collins Connect Click on the Teacher portal and enter: Username: parents@harpercollins.co.uk Password: Parents20. Alternatively, read a book from home.• Phonics: reintroduce 'ee' with this game –https://www.starfall.com/h/ltr-lv-e/maw-ee/?t=294389405 The letters 'ea' make the same sound as 'ee'. Write a list of words with the 'ea' sound eg. beach, sea, leaf, clean. 'ea' worksheet attached and 'ee'/'ea' sorting worksheet• Word family: -en word family. Think of words that have -en in them eg. men, pen, den, hen, then, when etc. make a list. –en worksheet attached below. Give yourself a Friday test.• Sight words: continue to work on your yellow card words.• Oral Language: Under the sea prepositions. Discuss the position of the sea creatures. https://www.twinkl.ie/go/resource/t-t-2547255-under-the-sea-prepositions-picture-hotspots• Writing: My news. Complete the following sentences – Today is _____. It is a _____ day. Write two sentences of your own news and draw a picture. Write four sentences using four new words you're learning in your giraffe book. Write four facts about frogs.
Numeracy	<ul style="list-style-type: none">• Practise writing numbers 0-10 – you could try rainbow colours• Making 10• Oral Maths - Practise counting forwards/ backwards to 10.• Number Song – Five Little Speckled Frogs https://www.youtube.com/watch?v=WSC-gHBU_d0• Money – Planet Maths pg 109 (see below)• Children could set up Shop at home and sell items to family members.• On line Maths Games – https://www.topmarks.co.uk/learning-to-count/teddy-numbers https://www.topmarks.co.uk/learning-to-count/underwater-counting https://www.topmarks.co.uk/learning-to-count/ladybird-spots https://www.topmarks.co.uk/learning-to-count/gingerbread-man-game https://www.topmarks.co.uk/early-years/lets-compare http://www.crickweb.co.uk/Early-Years.html https://www.topmarks.co.uk/money/coins-game https://www.topmarks.co.uk/money/toy-shop-money/eur
SESE	<ul style="list-style-type: none">• Story 'The Children of Lir' https://www.twinkl.ie/resource/roi-t-226-the-children-of-lir-powerpoint-story Draw the four swans on the lake. This video might help you https://www.youtube.com/watch?v=H0pFTHWn2ck• We are learning about frogs. Watch this 'Come Outside' Programme about frogs https://www.youtube.com/watch?v=lxISGf9_amA. Label the diagram of the frog (see attachments below).• Read story 'Jake's First Day' https://www.twinkl.ie/resource/tf-l-124-jakes-first-day-ebook or https://www.twinkl.ie/resource/tf-l-125-jakes-first-day-story-powerpoint. Make your own Treasure Island map.

	<ul style="list-style-type: none"> • Story ‘The Lighthouse Keeper’s Lunch’ https://www.youtube.com/watch?v=46wCRq50Wwg Write a shopping list for the ingredient you would buy to make your favourite sandwich. • Reread the story from yesterday ‘The Lighthouse Keeper’s Lunch’ https://www.youtube.com/watch?v=46wCRq50Wwg Look at this PowerPoint about lighthouses https://www.twinkl.ie/resource/t-tp-6412-all-about-lighthouses-powerpoint Colour in the lighthouse attached below using 2 colours and a stripy pattern like Mr. Grinling’s lighthouse or draw your own lighthouse on any piece of paper.
Art	<ul style="list-style-type: none"> • Drawing: https://www.youtube.com/watch?v=DI2a6_5q7CM How to draw a frog. • Frog Craft- (see the attachments) Cut and stick frog, use your favourite colours to design your frog. • Snail art: If you have paper plates at home you could try and make a colourful snail like the one below. 
Music	<ul style="list-style-type: none"> • Listening and Responding – listen to ‘The Swan’ by Saint Sean, https://www.youtube.com/watch?v=ZEIWgSb0uv4. This music is about an animal, can you guess which animal? Discuss the music, Is it fast /slow/ loud or soft? How does the music make you feel? – happy/sad etc. Respond to the music by drawing a picture. • Song: Five Little Speckled Frogs https://www.youtube.com/watch?v=WSC-gHBU_d0, can you sing along and pretend you are a little green speckled frog.
Drama	<ul style="list-style-type: none"> • Hot-seating – Child becomes the snail in the story and a sibling or grown -up can ask them some questions about the places they saw on their adventure with the whale. • Can you become a frog and move like a frog when singing the song Five Little Speckled Frogs?
P.E.	<ul style="list-style-type: none"> • YouTube Cosmic Kids Yoga Little Green Frog https://www.youtube.com/watch?v=3LIRSTEtqCg and Frank The Frog https://www.youtube.com/watch?v=TY8xx7c6_z0 • YouTube Just Dance • YouTube Joe Wicks Kids Workout https://www.youtube.com/watch?v=p1BUgyWd3Ug
S.P.H.E.	<ul style="list-style-type: none"> • Caring for Our Environment – Recycling. • Come Outside programme https://www.youtube.com/watch?v=OfoAtbDiduQ • Look at the various pictures of household rubbish. Discuss which item goes in the green, black, brown bin etc (see below). You could also do this as a cutting and sticking activity.
RE	<ul style="list-style-type: none"> • Grow in Love (For children who participate in religious education only) • www.growinlove.ie Parents can now access it for free. Click on Senior Infants/ Theme 11. Seasonal Lesson. Lessons 3 – Mary. • email login: trial@growinlove.ie Password: growinlove
Websites	<ul style="list-style-type: none"> • Twinkl.ie – worksheets/poems/PowerPoints/eBooks one-month free ultimate membership with code: IRLTWINKLHELPS • Oxford Owl eBook library – free eBooks for kids • Collins Big Cat eBooks. • Vooks – Read-aloud animated storybooks • Starfall – literacy games and activities • Topmarks.co.uk – numeracy learning games

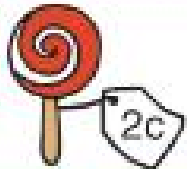







	<ul style="list-style-type: none">• YouTube Art for Kids Hub – Step by step how to draw activities• BBC Press Drama games for kids• YouTube Cosmic Kids Yoga• YouTube Just Dance• YouTube Joe Wicks Kids Workout
Weekly Challenge	<ul style="list-style-type: none">• Continue learning to tie your laces, all by yourself! This is a tricky one, so it might take a couple of weeks to master. Best of luck!

4c ●●●●●○






Colour

Colour the correct amount in each row.





Draw the correct amount in each piggy bank.

		
<p>2c</p>	<p>3c</p>	<p>4c</p>

Name: _____

Match Letter & Write the Word

Glue the matching letters and write the word.


		en	<hr/> <hr/> <hr/>
		en	<hr/> <hr/> <hr/>
10		en	<hr/> <hr/> <hr/>
		en	<hr/> <hr/> <hr/>
		en	<hr/> <hr/> <hr/>

t	m	p	h	wh
---	---	---	---	----

Find and Write the 'ea' Words



Write the words and then colour the pictures with an 'ea' sound in them.




--	--



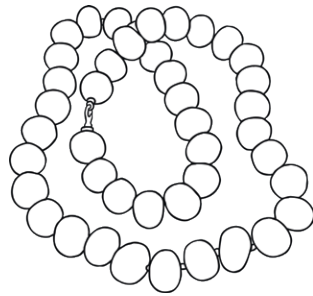
--	--	--




--	--	--




--	--	--




--	--	--	--



--	--	--



--	--

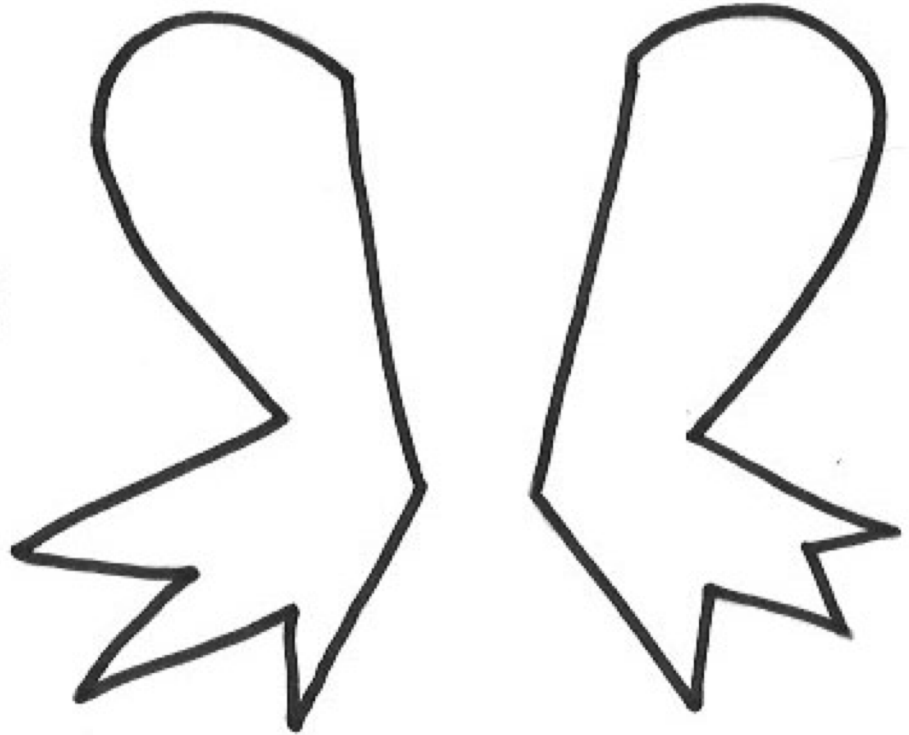




--	--	--



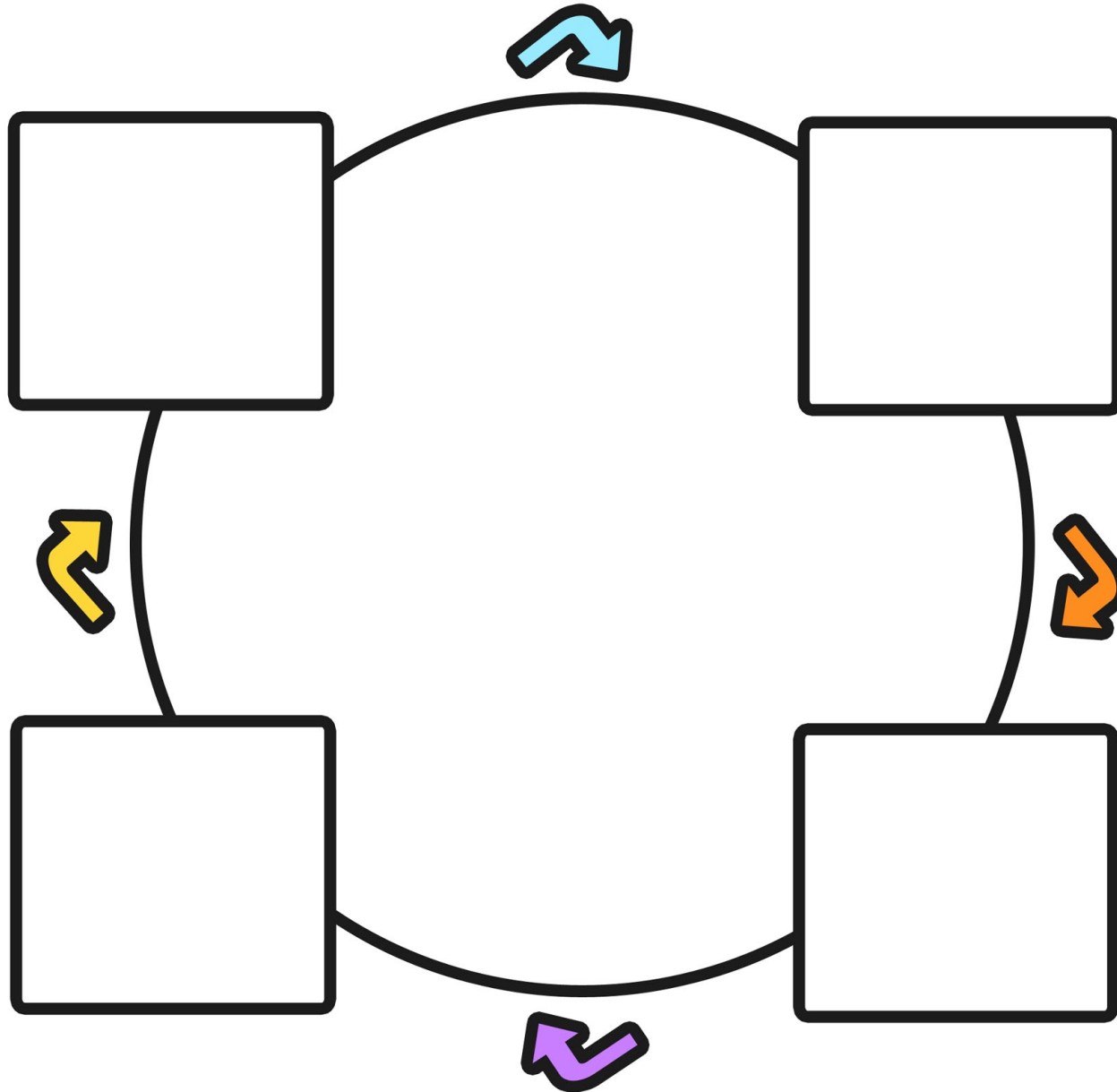
--	--	--

Frog Craft Template





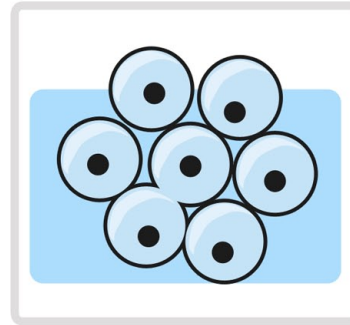
FROG LIFE CYCLE

Can you put the pictures in the correct order?




FROG LIFE CYCLE

Cut out these images to use with the worksheets

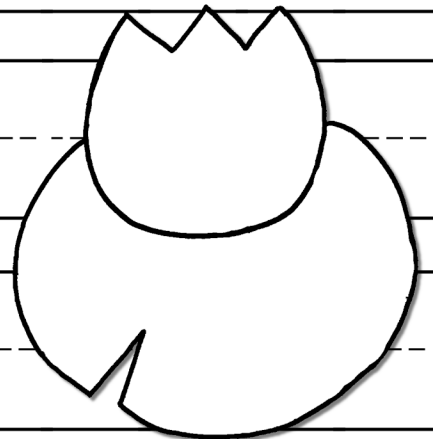





Frog Writing Practice



Handwriting practice area consisting of multiple sets of horizontal lines. Each set includes a solid top line, a dashed middle line, and a solid bottom line, providing a guide for letter height and placement.



Lighthouse



My Coins

I know a little poem.

It isn't very funny.

It's about my cent coins

And how to count my money.

A cent means there's just one.

And two cent means there's two.

We know that two means one and one

And to have two cent is really fun.

Five cent means five.

That means two and two and one.

When I have five cent,

Off to the shop I run.

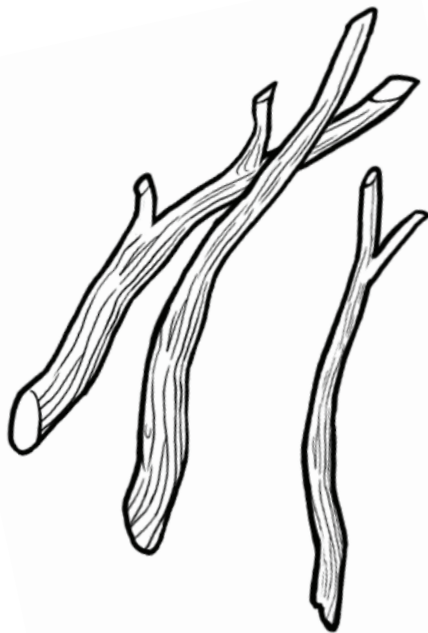
Cian Murtagh



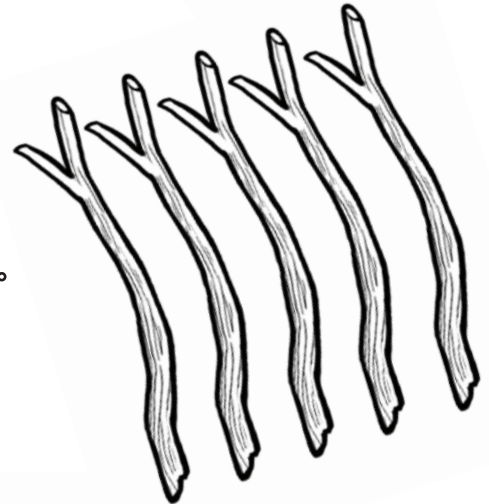
One,
two,
buckle my shoe.
Three,
four,
knock at the door.






Five,
six,
pick up sticks.



Seven,
eight,
lay them straight.




Nine,
ten,
a big fat hen.




Parts of a Common Frog

Cut and stick the parts of a common frog to complete the diagram.



forelegs	back	hind legs
webbed feet	eyes	throat









Paper and Card







Compost







Reusable Items

