

Monday 8th – Friday 12th June 2020

Maths:

I suggest doing **Mental Maths OR the daily copy work sums this week**

- Mental Maths: Week 34: Pages 101-103. I'll send answers on Friday.
- Copy work: Take one of the following numbers each day...
709 366 271 288 448

Use your number to do four sums into your copy...

1. Add 448 to it.
2. Subtract 271 from it.
3. Multiply it by 11.
4. Divide it by 5

There is also a Capacity worksheet attached, comparing litres & millilitres.

Remember!

Capacity is how much space there is available to hold something. For example, the capacity of Croke Park is 82,300 people, so if that many people buy tickets for a match, (and turn up!) then it is at "full capacity".

For this week's maths, we're talking about capacity in terms of liquids. Measuring jugs are useful as they tell you exactly what capacity of liquid they can hold. We usually measure this in litres (l) & millilitres (ml). There are 1000 millilitres in a litre. Milk is often sold in 1l or 2l containers, soft drinks often come in 330ml cans, so three of those would give you just under a litre.



As an extra challenge, you might like to use a measuring jug to help create your own "Summer Fruits" drink, using juice/cordial/soft drinks you might have in your cupboard.

An example would be:

50ml 7up

25ml Apple & Blackcurrant cordial

100ml water

50ml orange juice

Let me know if you get to make one, and if you would recommend your recipe!

English & SESE:

Our theme this week is Water Safety, an important topic as we come into more (hopefully!) good weather, with restrictions lifting so we can travel a bit further, including to the beaches nearby.

- If possible, read the information on the PAWS (Primary Aquatic Water Safety) presentation, and the Sun/Sea/Beach safety presentation. The second one has a little quiz at the end. You'll need someone to read out the questions for you, because the answers are on each slide.
- Spellings for this week are at the end of this document. 3-4 a day is plenty. You might like to put them into sentences, to practise using them. (Unit 31).
- Writing: Read "Bobby's Worry Letter" and write a short response, giving him advice on what to tell his friend, and what the potential dangers are.

An Ghaeilge:

Here are some litriú/spellings for the week; the topic on the sheets is Ar Scoil (at school). We already did the Beach/Ar an Trá pages at the beginning of May. You might like to look back at those and see do you remember those words too & how to spell them.

Choose a few to learn per day and test yourself on Friday.

You may find the attached worksheets helpful for practice, but don't worry if you can't print them/don't get to them.

scoil – school	bord – table
mála scoile – school bag	cathaoir – chair
clog – clock	ráille – rail
bosca lóin – lunchbox	leabhar – book
bosca bruscair – rubbish bin	cóipleabhar – copy
clár bán – whiteboard	peann - pen

AONAD 12 An Scoil

Beidh mé in ann na focail seo a litriú:

scoil 9. mála scoile 8. clog 4.	bosca lóin 10. bosca bruscair 7. clár bán 3.	bord 11. cathaoir 6. ráille 2.	leabhar cóipleabhar 5, peann 1.
---------------------------------------	--	--------------------------------------	---------------------------------------

Líon na bearnaí.





A. Cuir an focal ceart in aice le gach pictiúr.


-  _____

-  _____







-  _____

-  _____

-  _____

-  _____

B. Cuir an focal ceart san abairt.

- Am lóin ar  _____ a bhí ann.
- Chuir Helen a  _____ ina mála scoile.
- Chuir sí a  _____ ar bhord an mhúinteora.
- Thóg Helen a  _____ amach as a mála scoile.
- D'ith Helen a lón agus chuaigh sí go dtí an  _____
_____.
- Ansin, bhain sí a cóta den  _____.

C. Cuir le chéile.

1. sc + oil = _____
2. cl + og = _____
3. b + ord = _____
4. cath + aoir = _____
5. p + eann = _____
6. leabh + ar = _____

D. Scríobh 4 fhocal ón liosta leis na litreacha seo:

l n h p c ó o b d t e g c r a i á o n a s

1. _____
2. _____
3. _____
4. _____

E. Tarraing.



Tá mála scoile faoin mbord.



Tá peann faoin gcathaoir.

F. Inis dom:

1. Cén **l** a itheann tú ar scoil?

2. Cén **r** a gcrochann tú do chóta air?

3. Cén **c** a súíonn tú uirthi?

4. Cén **l** a léann tú?

5. Cén **p** a scríobhann tú leis?

6. Cén **b** ina bhfuil do lón?

G. Tóirfhocal. Faigh na focail seo:

bord clog scoil clár bán
cathaoir peann

c	a	t	h	a	o	i	r
b	t	r	a	l	p	u	n
o	n	n	g	l	o	r	t
r	o	p	e	a	n	n	g
d	d	á	c	s	o	r	t
c	l	á	r	b	á	n	h
p	t	n	s	c	o	i	l
c	l	o	g	c	u	l	c

Unit 31

List Words

cow _____

town _____

out _____

house _____

sound _____

ground _____

south _____

mouth _____

count _____

cloud _____

thousand _____

loud _____

aloud _____

allow _____

drown _____

crown _____

crowd _____

hour _____

sour _____

proud _____

outside _____

downstairs _____

powerful _____

ourselves _____

drought _____

You might like these as an alternative to the Water Safety reading (or along with it). Some devices might not support the Water Safety files, so these could be done instead.

Unit 23: The Seashore - A Habitat



DID YOU KNOW?

A habitat is a place where animals or plants live naturally. Hedgerows, rivers, ponds and the seashore are all habitats. Different animals and plants live in each one.



Write a list of the different materials you would find on a beach. Use the pictures to help you.



rocks, _____



Write the names of these animals found at the seashore. Use the word box and clues.

lobster starfish jellyfish barnacles sea urchin mussels

- Clues:**
1. A lobster defends itself with powerful pincers.
 2. Barnacles attach themselves to rocks.
 3. Jellyfish look like jelly and starfish look like stars.
 4. A sea urchin looks like a ball with spikes.
 5. Mussels are blue or brown. The shell protects the creature living inside.



A



B



C



D



E



F



DID YOU KNOW?

Plants grow at the beach too. Seaweed, lichen and different grasses are common sights at the seashore.



C Write the missing words. Use the word box.

rocks water seaweed sand sea plants mussels lichen clean animals jellyfish

Ireland is surrounded by the _____ and the seashore is where the sea and land meet. The seashore is made up of r _____, s _____, w _____ and stones. Many different _____ and _____ are found at the seashore. _____, _____ and lobsters are examples of some of the different animals. Some of the plants found at the seashore are _____ and _____. Keep our beaches _____.

D Write true or false.

- 1. Starfish are a kind of plant. _____
- 2. Crabs are found at the seashore. _____
- 3. Seaweed is a plant. _____
- 4. Sand and rocks are part of the seashore. _____
- 5. A sea urchin is a plant. _____

E Have you been to the seashore? What did you like best about it?

F Write 5 safety rules for the beach. Think about pollution, safety and access.

- 1. _____
- 2. _____
- 3. _____
- 4. _____
- 5. _____

G Draw a picture of the seashore. Include some seashore plants and animals.