

Senior Infants – Monday 15th – Friday 19th June

If your child has completed a workbook page already, it's OK to revise it or go back and complete a page they were absent for/didn't have time to complete from another day earlier in the year. ☺



Literacy	<ul style="list-style-type: none"> • Reading: Try out a book at Collins Connect Click on the Teacher portal and enter: Username: parents@harpercollins.co.uk Password: Parents20. • Phonics: Revise sounds in your child's bag. Revise the sounds in your child's bag and complete the worksheet attached • Word family: -ut. Think of words that have ut in them –cut, nut, put etc. make a list. • Sounds in Action pg. 62, 63, 64, 65 + 66 • Handwriting: Revision - Complete Ready, Steady Write pg. 56, 57 + 58 (big book). • Sight words: work on your words on yellow card. • Oral Language: Circus spot the difference worksheet (see attachments) Discuss things you would see at the circus and see can you find the 5 differences.
Numeracy	<ul style="list-style-type: none"> • Practise writing numbers 0-10 – you could try rainbow colours • Oral Maths - Practise counting forwards/ backwards to 10. • Number Song – Let your child choose their favourite number song from the last few weeks and revise it. • Planet Maths pg 121, 124, 125 and 128. • On line Maths Games – https://www.topmarks.co.uk/learning-to-count/teddy-numbers https://www.topmarks.co.uk/learning-to-count/underwater-counting https://www.topmarks.co.uk/learning-to-count/ladybird-spots https://www.topmarks.co.uk/learning-to-count/gingerbread-man-game https://www.topmarks.co.uk/early-years/lets-compare http://www.crickweb.co.uk/Early-Years.html
SESE	<ul style="list-style-type: none"> • Talk to your child about their favourite memory from Senior Infants. Draw a picture. See template below or draw on any piece of paper. • Story 'Sand, Waves and Ice-Cream' https://www.twinkl.ie/resource/roi-t-2546183-exploring-my-world-sand-waves-and-ice-cream-story-powerpoint Read the story and talk to your child about their favourite part of the story • Talk to your child about the things they would like to do this summer. I think we will all be very glad to do the simple things like visiting the beach and getting an ice-cream. I hope we will get the weather for it! Write a 'Summer Bucket list' (see template below or use any piece of paper). • Complete the Summer Word search (see below)
Art	<ul style="list-style-type: none"> • Construction - Can you design and make a circus with some animals, figures using some blocks/bricks or Lego? We would love to see some images of your creations.
Music	<ul style="list-style-type: none"> • Listening and Responding to Music Listen to 'the short excerpt of music https://www.youtube.com/watch?v=zjedLeVGcfE, (don't show the child the image on screen) Discuss- what does the music make you think of? Can they guess it's the circus? Are the sounds loud or soft? Is the music fast or slow? How does the music make you feel? Respond to the music by drawing a picture of some of the things you would see at the circus.
Drama	<ul style="list-style-type: none"> • What/Who am I? (Charades) Can your child mime/ give clues about an animal or person you would find at the circus and you must guess who they are?
P.E.	<ul style="list-style-type: none"> • Virtual Sports Day on Friday 19th June. Please see plan below. Have Fun! • Youtube Joe Wicks Kids Workout https://www.youtube.com/watch?v=NJ7evRLFXV8

S.P.H.E.	<ul style="list-style-type: none"> • Relaxation techniques for Children. Click on the link and try some of the activities. https://www.pdst.ie/primary/healthwellbeing/relaxationandself-regulationtools We like the seaside guided relaxation activity.
Websites	<ul style="list-style-type: none"> • Twinkl.ie – worksheets/poems/PowerPoints/eBooks one-month free ultimate membership with code: IRLTWINKLHELPS • Oxford Owl eBook library – free eBooks for kids • Collins Big Cat eBooks. • Vooks – Read-aloud animated storybooks • Starfall – literacy games and activities • Topmarks.co.uk – numeracy learning games • YouTube Art for Kids Hub – Step by step how to draw activities • BBC Press Drama games for kids • YouTube Cosmic Kids Yoga • YouTube Just Dance • YouTube Joe Wicks Kids Workout
Weekly Challenge	<ul style="list-style-type: none"> • Write a little note for your teacher. Send a picture of it to me on Seesaw.

Virtual Sports Day - Junior Infants, Senior Infants, 1st class

There will be 7 events in our Virtual Sports day. You can do them in any order with brothers, sisters, parents etc.

- These games are only guidelines and can be changed where needed. If any of the tasks appear too easy/too difficult then you could:
 - Increase or decrease the space or distance
 - Change the task
 - Change the equipment- make it bigger or smaller
 - Add, involve or change the people playing the game.
- Equipment needed: Ball, cones (or cans of beans, boxes etc) skittles (or empty water bottles) spoon, egg, sack

<p>1. <u>Running: Traffic Lights</u></p>  <p>Watch the video: https://youtu.be/Uj9_pdx_vEA</p>	<p>Invite pupils to find a space in a large open playing area where they are not in contact with anyone else.</p> <p>On a signal, pupils move around the playing area in response to the following commands. Turn it into a game of moving statues to develop.</p> <ul style="list-style-type: none">• Red: stop• Amber: walk• Green: run
<p>2. <u>Balancing: Walk the Line</u></p>  <p>Watch the video: https://youtu.be/y_v3a56R1DE</p>	<p>Pupils walk along a line on the floor (this could be a line painted on the floor, a strip of tape or a line of spot markers). Invite pupils to:</p> <ul style="list-style-type: none">• turn fully around in the middle without losing balance or toppling off the line• complete the task with their eyes closed (in pairs with one pupil acting as a guide)• hold a shape for a count of three as they balance on the line.
<p>3. <u>Kicking: Through the Gate</u></p>	<p>Arrange pupils in pairs with one ball per pair.</p>



Watch the video:

https://youtu.be/Owcn_Ygvy8I

Each pupil stands on a spot facing their partner who is also standing on a spot ten metres away.

Set up a gate between each pair using two cones. You could also use cans of beans, boxes etc for cones.

Pupil A attempts to kick the ball to pupil B through the gate. One point is awarded for each pupil that successfully kicks the ball through the gate.

Single pupils could play the game off a wall. Increase the distance to increase difficulty. Add some targets.

4. Throwing: Knock em down pinball



Watch the video:

<https://youtu.be/BwUf9mXm4Y>

Arrange pupils in groups of four or pupils can play in pairs or singly.

Pupils line up fifteen metres apart, either side of a line of skittle targets as shown. You could use empty water bottles for skittles. Groups take turns to roll a ball, trying to knock over a target in the middle. If a pupil successfully knocks over a skittle, they can claim this skittle and bring it over to their side.

Continue playing until all of the skittles have been claimed.

5. Landing: Jack Be Nimble



Watch the video:

<https://youtu.be/nllViOJhowc>

Arrange the children in pairs and scatter the cones randomly around the playing area. Pupil A chants the rhyme below for pupil B who must jump off two feet over the cone (the candlestick) and attempt to land safely on the other side of the cone. Pupil B should jump over three cones while pupil A is saying the rhyme:

'Jack be nimble, Jack be quick, Jack don't land on the candlestick'.

After pupil B has completed three jumps and three landings, swap roles and play again

6. Traditional School Sports

Day: Egg and spoon race



Watch the video here:

<https://youtu.be/4yMSOIuPZDO>

Each pupil gets a spoon and an egg (hardboiled or plastic). Each team must carry their egg on their spoon from the starting line to a turnaround point and back again. Then, the egg is passed off to a teammate who takes their turn. If the egg is dropped, the pupil must stop and retrieve it.

7. Traditional School Sports

Day: Sack Race



Watch the video here:

https://youtu.be/A7XYZ_HL6Q

Each pupil puts both legs into sack and hops around a cone, or some marked point, and back, tagging the next person in line. Then, the next pupil in line gets into the sack and repeats the once-around the cone course. The Pupil or team to the finish line wins

Revision: digraphs

A Write the correct word under each picture. Write a rhyming word for each word.



__ oa __

boat



__ aw __







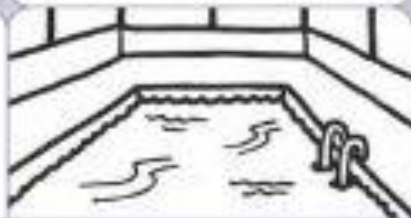














Objective: to write rhyming words containing all the digraphs covered to date.



My Favorite Memories From This Year!



My friends:

My favorite moment:







Memories I will treasure:



My favorite activity:

What I loved the most about this year: _____


Summer Holiday Bucket List



1. _____
2. _____
3. _____
4. _____
5. _____
6. _____
7. _____
8. _____
9. _____
10. _____
11. _____
12. _____
13. _____
14. _____
15. _____
16. _____
17. _____
18. _____
19. _____
20. _____

Spot the Difference The Circus

Look at the 2 pictures. Can you find 5 things that are different in the 2 pictures?



The Circus



- Look at the picture. Talk about what is going on.
- What colours can you see in the picture?
- Who and what is in the picture?
- Have you ever been to the circus? If so, did you enjoy it?
- What goes on at a circus?
- Who works in the circus?
- What things make people laugh when they go to the circus?
- What things might scare people when they go to the circus?
- Who or what would you most like to be in the circus?
- Would you like to work in the circus? Why or why not?

Summer Word Search



BEACH
CAMP
FUN
HOT

SUMMER
SUN
SWIM
WATER

