

If your child has completed a workbook page already, it's OK to revise it or go back and complete a page they were absent for/didn't have time to complete from another day earlier in the year. ☺

<p>Literacy</p>	<ul style="list-style-type: none"> • Reading: Try out a book at Collins Connect Click on the Teacher portal and enter: Username: parents@harpercollins.co.uk Password: Parents20. Wordwise p. 80 'At the Circus'. Read the short story and discuss the pictures and questions. • Phonics: Revise sounds in your child's bag. Complete an unfinished page in the blue section of your child's Wordwise. Revise the sounds in your child's bag and complete the worksheet attached • Word family: Sounds in Action p.54 Read the sentences and find the sticker. (sticker pages are in the middle of the books) • Sounds in Action p.55 + 59 • Handwriting: Capital M –https://www.youtube.com/watch?v=DtB4hdDWUec Complete Ready, Steady Write pg 38 (big book) • Capital F – watch this videohttps://www.google.com/search?safe=active&sxsrf=ALeKk02End1i0w-XCLjpmB5APSTvxOqfqw%3A1591947226334&ei=2i_jXuD8E6vS1fAPytST4AM&q=letter+f+capital+how for correct formation. Complete Ready, Steady Write pg 39 (big book). • Sight words: work on your next list in your giraffe book. • Oral Language: Rainbows oral language book pg 60 &61. Discuss the animals you can see in the picture, who is working there and what are the people doing? Have you ever been to the circus before? Rainbow's response book pg. 63. Discuss with your child 'If I ran the circus – what would it look like? What performers /act would you have in your circus? Complete pg. 63. Circus spot the difference worksheet (see attachments) Discuss things you would see at the circus and see can you find the 5 differences. • Writing: Wordwise p. 83 'Where are We?'
<p>Numeracy</p>	<ul style="list-style-type: none"> • Practise writing numbers 0-10 – you could try rainbow colours • Oral Maths - Practise counting forwards/ backwards to 10. The girls have had plenty of practise in school, with me using a counting stick. You could use an alternative (a sweeping brush, maybe?) If you ask the girls to show you what we do in school, I'm sure they will be able to tell you! They will recognise this tip –'You count when my hand moves, YOU stop, when my hand stops!' • Number Song – Let your child choose their favourite number song from the last few weeks and revise it. • Planet Maths pg 121, 124, 125 and 128. • On line Maths Games – https://www.topmarks.co.uk/learning-to-count/teddy-numbers https://www.topmarks.co.uk/learning-to-count/underwater-counting https://www.topmarks.co.uk/learning-to-count/ladybird-spots https://www.topmarks.co.uk/learning-to-count/gingerbread-man-game https://www.topmarks.co.uk/early-years/lets-compare http://www.crickweb.co.uk/Early-Years.html
<p>Gaeilge</p>	<ul style="list-style-type: none"> • Bua na Cainte (Our Gaeilge programme) is available to download on a tablet or laptop. It's full of fun interactive games and songs if you'd like to have a look. • Theme – An Trá (The Beach) https://www.edco.ie/bua Username: trial Password: trial • Cula4 – shows as Gaeilge

	<ul style="list-style-type: none"> You might like to watch a new programme on TG4 called ‘Ar Scoil’ weekdays at 10am. This will be similar to the RTÉ Home-school Hub programme but will be through Irish.
SESE	<ul style="list-style-type: none"> Talk to your child about their favourite memory from Senior Infants. Draw a picture. See template below or draw on any piece of paper. Story ‘Sand, Waves and Ice-Cream’ https://www.twinkl.ie/resource/roi-t-2546183-exploring-my-world-sand-waves-and-ice-cream-story-powerpoint Read the story and talk to your child about their favourite part of the story Talk to your child about the things they would like to do this summer. I think we will all be very glad to do the simple things like visiting the beach and getting an ice-cream. I hope we will get the weather for it! Write a ‘Summer Bucket list’ (see template below or use any piece of paper). Complete the Summer Word search (see below)
Art	<ul style="list-style-type: none"> Drawing -Design and decorate the Circus Big Top. Rainbow response book pg. 62. Discuss the big top and ask your child to explain how they would decorate it. Ask questions such as – what decorations would you put on the roof? Will you make a pattern with the stripes etc. Construction - Can you design and make a circus for some animals, figures using some blocks/bricks or Lego? We would love to see some images of your creations.
Music	<ul style="list-style-type: none"> Listening and Responding to Music Listen to ‘the short excerpt of music https://www.youtube.com/watch?v=zjedLeVGcfE, (don’t show the child the image on screen) Discuss- what does the music make you think of? Can they guess it’s the circus? Are the sounds loud or soft? Is the music fast or slow? How does the music make you feel? Respond to the music by drawing a picture of some of the things you would see at the circus.
Drama	<ul style="list-style-type: none"> What/Who am I? (Charades) Can your child mime/ give clues about an animal or person you would find at the circus and you must guess who they are?
P.E.	<ul style="list-style-type: none"> Virtual Sports Day on Friday 19th June. Please see plan below. Have Fun! Youtube Joe Wicks Kids Workout https://www.youtube.com/watch?v=NJ7evRLFXV8
S.P.H.E.	<ul style="list-style-type: none"> Relaxation techniques for Children. Click on the link and try some of the activities. https://www.pdst.ie/primary/healthwellbeing/relaxationandself-regulationtools We like the seaside guided relaxation activity.
RE	<ul style="list-style-type: none"> Our Grow in Love programme has now been completed for the year. It might be a good time to go back and complete any pages in the Grow in Love workbook that are unfinished. You could also go back over the prayers we learned in Senior Infants (see last weeks notes for a full list).
Websites	<ul style="list-style-type: none"> Twinkl.ie – worksheets/poems/PowerPoints/eBooks one-month free ultimate membership with code: IRLTWINKLHELPS Oxford Owl eBook library – free eBooks for kids Collins Big Cat eBooks. Vooks – Read-aloud animated storybooks Starfall – literacy games and activities Topmarks.co.uk – numeracy learning games YouTube Art for Kids Hub – Step by step how to draw activities BBC Press Drama games for kids YouTube Cosmic Kids Yoga YouTube Just Dance YouTube Joe Wicks Kids Workout
Weekly Challenge	<ul style="list-style-type: none"> Write a little note for your teacher. Send a picture of it to me by email. If you can’t send it online, hold onto it until we see you again.


The Circus



- Look at the picture. Talk about what is going on.
- What colours can you see in the picture?
- Who and what is in the picture?
- Have you ever been to the circus? If so, did you enjoy it?
- What goes on at a circus?
- Who works in the circus?
- What things make people laugh when they go to the circus?
- What things might scare people when they go to the circus?
- Who or what would you most like to be in the circus?
- Would you like to work in the circus? Why or why not?

Spot the Difference The Circus

Look at the 2 pictures. Can you find 5 things that are different in the 2 pictures?



Revision: digraphs

A Write the correct word under each picture. Write a rhyming word for each word.



__ oa __

boat



__ aw __







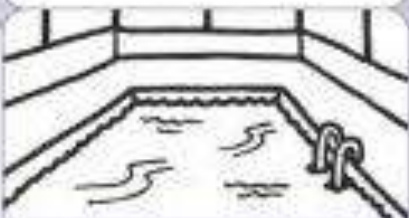














Objective: to write rhyming words containing all the digraphs covered to date.



My Favorite Memories From This Year!



My friends:

My favorite moment:



Memories I will treasure:




My favorite activity:



What I loved the most about this year: _____

Summer Holiday Bucket List



1. _____
2. _____
3. _____
4. _____
5. _____
6. _____
7. _____
8. _____
9. _____
10. _____
11. _____
12. _____
13. _____
14. _____
15. _____
16. _____
17. _____
18. _____
19. _____
20. _____

Summer Word Search



BEACH
CAMP
FUN
HOT



SUMMER
SUN
SWIM
WATER



Virtual Sports Day - Junior Infants, Senior Infants, 1st class

There will be 7 events in our Virtual Sports day. You can do them in any order with brothers, sisters, parents etc.

- These games are only guidelines and can be changed where needed. If any of the tasks appear too easy/too difficult then you could:
 - Increase or decrease the space or distance
 - Change the task
 - Change the equipment- make it bigger or smaller
 - Add, involve or change the people playing the game.
- Equipment needed: Ball, cones (or cans of beans, boxes etc) skittles (or empty water bottles) spoon, egg, sack

<p>1. <u>Running: Traffic Lights</u></p>  <p>Watch the video: https://youtu.be/Uj9_pdx_vEA</p>	<p>Invite pupils to find a space in a large open playing area where they are not in contact with anyone else.</p> <p>On a signal, pupils move around the playing area in response to the following commands. Turn it into a game of moving statues to develop.</p> <ul style="list-style-type: none">• Red: stop• Amber: walk• Green: run
<p>2. <u>Balancing: Walk the Line</u></p>  <p>Watch the video: https://youtu.be/y_v3a56R1DE</p>	<p>Pupils walk along a line on the floor (this could be a line painted on the floor, a strip of tape or a line of spot markers). Invite pupils to:</p> <ul style="list-style-type: none">• turn fully around in the middle without losing balance or toppling off the line• complete the task with their eyes closed (in pairs with one pupil acting as a guide)• hold a shape for a count of three as they balance on the line.
<p>3. <u>Kicking: Through the Gate</u></p>	<p>Arrange pupils in pairs with one ball per pair.</p>



Watch the video:

https://youtu.be/Owcn_Ygvy8I

Each pupil stands on a spot facing their partner who is also standing on a spot ten metres away.

Set up a gate between each pair using two cones. You could also use cans of beans, boxes etc for cones.

Pupil A attempts to kick the ball to pupil B through the gate. One point is awarded for each pupil that successfully kicks the ball through the gate.

Single pupils could play the game off a wall. Increase the distance to increase difficulty. Add some targets.

4. Throwing: Knock em down pinball



Watch the video:

<https://youtu.be/BwUf9mXm4Y>

Arrange pupils in groups of four or pupils can play in pairs or singly.

Pupils line up fifteen metres apart, either side of a line of skittle targets as shown. You could use empty water bottles for skittles. Groups take turns to roll a ball, trying to knock over a target in the middle. If a pupil successfully knocks over a skittle, they can claim this skittle and bring it over to their side.

Continue playing until all of the skittles have been claimed.

5. Landing: Jack Be Nimble



Watch the video:

<https://youtu.be/nllViOJhowc>

Arrange the children in pairs and scatter the cones randomly around the playing area. Pupil A chants the rhyme below for pupil B who must jump off two feet over the cone (the candlestick) and attempt to land safely on the other side of the cone. Pupil B should jump over three cones while pupil A is saying the rhyme:

'Jack be nimble, Jack be quick, Jack don't land on the candlestick'.

After pupil B has completed three jumps and three landings, swap roles and play again

6. Traditional School Sports

Day: Egg and spoon race



Watch the video here:

<https://youtu.be/4yMSOIuPZDO>

Each pupil gets a spoon and an egg (hardboiled or plastic). Each team must carry their egg on their spoon from the starting line to a turnaround point and back again. Then, the egg is passed off to a teammate who takes their turn. If the egg is dropped, the pupil must stop and retrieve it.

7. Traditional School Sports

Day: Sack Race



Watch the video here:

https://youtu.be/A7XYZ_HL6Q

Each pupil puts both legs into sack and hops around a cone, or some marked point, and back, tagging the next person in line. Then, the next pupil in line gets into the sack and repeats the once-around the cone course. The Pupil or team to the finish line wins