

Senior Infants – Monday 8th – Friday 12th June

If your child has completed a workbook page already, it's OK to revise it or go back and complete a page they were absent for/didn't have time to complete from another day earlier in the year. ☺

Literacy	<ul style="list-style-type: none"> • Reading: Try out a book at Collins Connect Click on the Teacher portal and enter: Username: parents@harpercollins.co.uk Password: Parents20. 'Pete the Cat at the Beach' you can find a copy here https://www.youtube.com/watch?v=gy7_ejzboV4 • Phonics: Introduce the new sound 'y' says 'i' at the end of a word. Watch https://www.youtube.com/watch?v=vtbqXjsoejI Watch the video https://www.youtube.com/watch?v=Ew5gLUbejSs how many 'y' words can you read? Reintroduce 'y says i' or 'ee' https://www.youtube.com/watch?v=4pdmaKQauXc. Complete the activity sheet – sorting the y sounds (see below). • Word family: -un. Think of words that have un in them – sun, run, bun etc. make a list. Complete Sounds in Action pg. 57, 58, 59, 60 & 61 • Handwriting: Capital E - say the writing pattern for correct formation: pull down, across, across, and across. Complete Ready Steady Write pg. 53 + revision pg. 54 & 55 • Sight words: work on your words on yellow cards. • Oral Language: Seaside spot the difference worksheet (see attachments) Discuss things you would see at the beach and see can you find the 10 differences. • Writing: The Beach, complete the worksheet (see attachments in weekly notes) or write four sentences about the beach in your purple copy.
Numeracy	<ul style="list-style-type: none"> • Practise writing numbers 0-10 – you could try rainbow colours • Oral Maths - Practise counting forwards/ backwards to 10. • Summer I Spy and Count activity with checklist (see below) • Number song '1, 2, 3, 4, 5 Once I Caught a Fish Alive' https://www.youtube.com/watch?v=f0I-940eqGo&t=22s • Weight – Planet Maths pg 126 and 127 • Try to make a balance at home for testing the weight of items https://www.youtube.com/watch?v=ZX4WWOtgDfs • Let your child have 'free play' experimenting with items of different weight. • Use language like heavy, light, heavier, lighter. • On line Maths Games – https://www.topmarks.co.uk/learning-to-count/teddy-numbers https://www.topmarks.co.uk/learning-to-count/underwater-counting https://www.topmarks.co.uk/learning-to-count/ladybird-spots https://www.topmarks.co.uk/learning-to-count/gingerbread-man-game https://www.topmarks.co.uk/early-years/lets-compare • http://www.crickweb.co.uk/Early-Years.html
SESE	<ul style="list-style-type: none"> • Story PowerPoint 'Up Up and Away' https://www.twinkl.ie/resource/roi-t-2546189-exploring-my-world-up-up-and-away-story-powerpoint Read the story. Ask your child the following questions: Have you ever been on an aeroplane? Where did you go? What was the airport like? Did you like the aeroplane? What do we need to bring with us for the airport? • Recall the story 'Up Up and Away'. Complete the spot the difference activity and the cut and stick activity (see below for both activities). • Talk about types of transport. We can go on holiday on an aeroplane but if our holiday was in Wexford, would we go on an aeroplane? Think of as many types of transport as you can. Watch the video https://www.youtube.com/watch?v=d0ySC2tzlZI Cut and stick activity (see below) Stick the names beside the correct pictures. • Recall as many types of transport as possible. Think about long ago. Were there aeroplanes and cars? Talk about it. Look at the pictures (transport past and present – see below) decide whether each picture is from the past or present. • Write the name of your closest beach and draw a picture of it. Draw and label the picture with the following words (sand, sea, sandcastle, sun, rocks, waves, lifeguard, flag and boat). Colour in your picture.
Art	<ul style="list-style-type: none"> • Watch https://www.youtube.com/watch?v=WuiCgi7snPA and learn to draw a crab.

- Alternatively, could you make one of the following crafts out of materials you could find at home.



Music	<ul style="list-style-type: none"> • Listen and sing along to some seaside songs, perhaps you could add some actions to the songs. • Baby Shark https://www.youtube.com/watch?v=XqZsoesa55w&t=7s • I do like to be beside the seaside https://www.youtube.com/watch?v=kcHyyuGjuk0 • Slippery fish https://www.youtube.com/watch?v=KXfTXCIXIq8
Drama	<ul style="list-style-type: none"> • Ask the children to become Pete the Cat and question them in character – Did you like your trip to the beach? What did you pack to go to the beach? Why were you scared to go into the water? What was your favourite thing about your day at the beach?
P.E.	<ul style="list-style-type: none"> • Youtube Cosmic Kids Squish The Fish https://www.youtube.com/watch?v=LhYtcadR9nw • Youtube Baby Shark https://www.youtube.com/watch?v=XqZsoesa55w • Youtube Joe Wicks Kids Workout
S.P.H.E.	<ul style="list-style-type: none"> • Water Safety https://watersafety.ie/primary-school/ • Go to the Junior and Senior Infant section and click on Presentation: Paws 1. • Read and discuss with your child • Online Interactive Resources : http://paws.edco.ie/junior-and-senior-infants/
Websites	<ul style="list-style-type: none"> • Twinkl.ie – worksheets/poems/PowerPoints/eBooks one-month free ultimate membership with code: IRLTWINKLHELPS • Oxford Owl eBook library – free eBooks for kids • Collins Big Cat eBooks. • Vooks – Read-aloud animated storybooks • Starfall – literacy games and activities • Topmarks.co.uk – numeracy learning games • YouTube Art for Kids Hub – Step by step how to draw activities • BBC Press Drama games for kids • YouTube Cosmic Kids Yoga • YouTube Just Dance • YouTube Joe Wicks Kids Workout
Weekly Challenge	<ul style="list-style-type: none"> • Pack a picnic with your grown-ups!

Summer I Spy and Count to 10



Summer

I Spy and Count Checklist

Count the number of each type of summer item and write the numeral in the box.

boy on bike



sun



ice cream



sandcastle



lolly




drink



children on inflatable



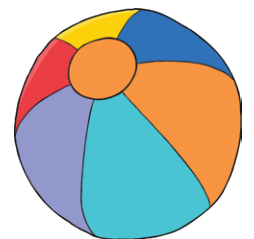
flip-flops



sunglasses



beach balls



Spot The Difference

Name _____

There are 10 differences in the pictures below. Can you find them all?




Spot The Difference

Name _____

There are 6 differences in the pictures below. Can you find them all?





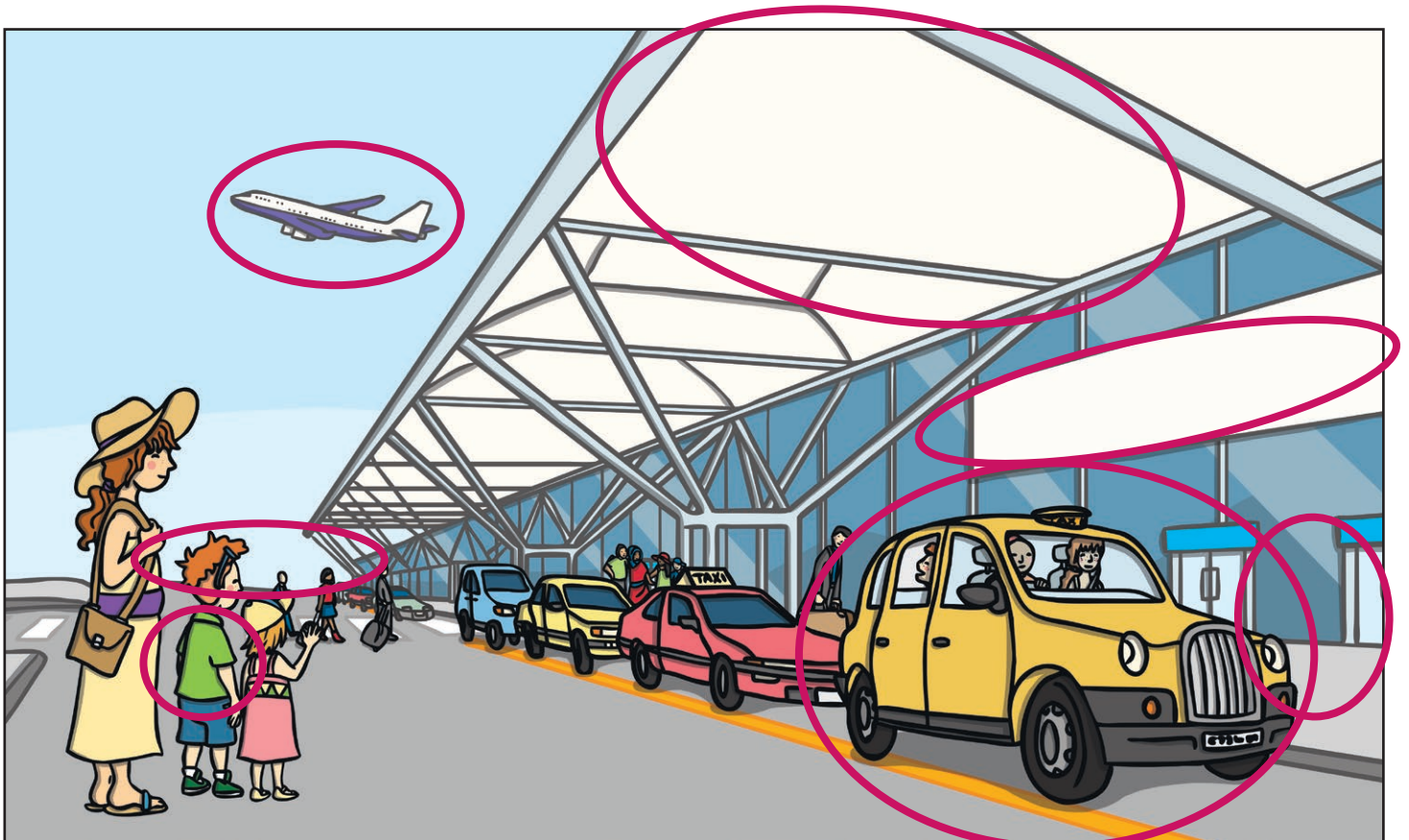
Spot the Difference

Spot and circle the 7 differences between the two pictures.




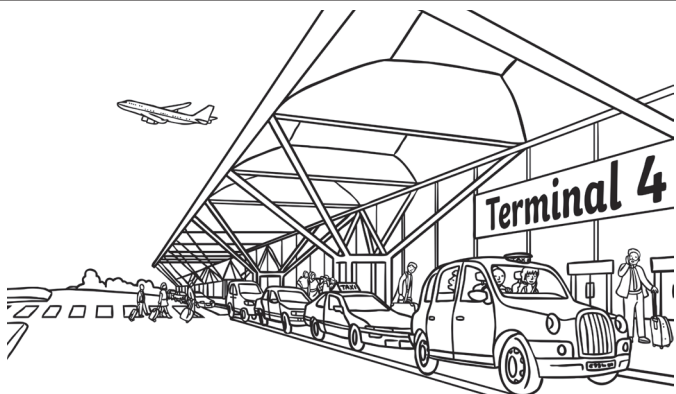




Spot the Difference Answers

Spot and circle the 7 differences between the two pictures.



Cut and Paste

Cut out the labels and paste them underneath the correct picture.











visit [twinkl.ie](https://www.twinkl.ie)











airport	passport	aeroplane
security	boarding gate	check in

Past and Present Transport

Colour the newest forms of transport.










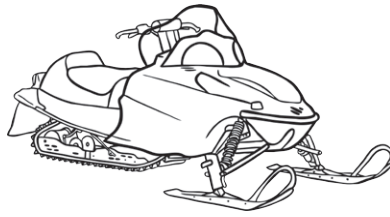


Past and Present Transport Answers



Past and Present Transport

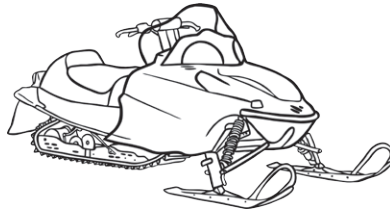
Under each picture, write 'past' or 'present'.




Past and Present Transport Answers




past




present




past




past




present




present




present




past




present



past








present



present

Transport Cut and Stick Activity

Cut out the names and stick them in the blank boxes.



visit [twinkl.com](https://www.twinkl.com)



hot air balloon

tram

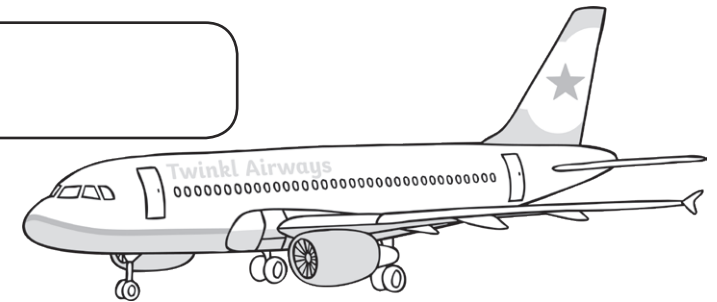


truck

racing car

tractor

Transport Cut and Stick Activity

Cut out the names and stick them in the blank boxes.



visit [twinkl.com](https://www.twinkl.com)



aeroplane

helicopter



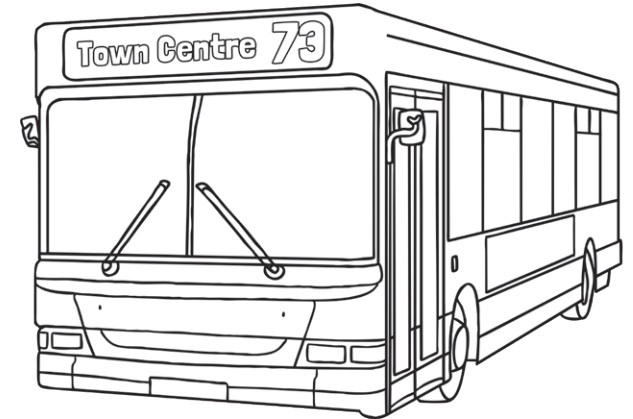


steam train

bicycle

lorry

Transport Cut and Stick Activity

Cut out the names and stick them in the blank boxes.



visit [twinkl.com](https://www.twinkl.com)



car

train

bus

submarine

motorbike