


If your child has completed a workbook page already, it's OK to revise it or go back and complete a page they were absent for/didn't have time to complete from another day earlier in the year. ☺

Literacy	<ul style="list-style-type: none"> Reading: Try out a book at Collins Connect Click on the Teacher portal and enter: Username: parents@harpercollins.co.uk Password: Parents20. 'Pete the Cat at the Beach' you can find a copy here https://www.youtube.com/watch?v=gy7_ejzboV4 Wordwise pg 81 'Holidays'. Read the short story and discuss the pictures and questions. Phonics: Introduce the new sound 'y' says 'i' at the end of a word. Watch https://www.youtube.com/watch?v=vtbqXjs0ejI Watch the video https://www.youtube.com/watch?v=Ew5gLubejSs how many 'y' words can you read? Reintroduce 'y says i' or 'ee' https://www.youtube.com/watch?v=4pdmaKQauXc. Complete the activity sheet – sorting the y sounds (see below). Word family: Sounds in Action pg. 48, 49, 50, 51, 52 Handwriting: Capital T – https://www.youtube.com/watch?v=pAYfqmCML0 Complete Ready, Steady Write pg 36 (big book) Capital I – watch this video https://www.youtube.com/watch?v=y-KSzRvUKt for correct formation. Complete Ready, Steady Write pg 37 (big book) Sight words: work on your next list in your giraffe book. Oral Language: Seaside spot the difference worksheet (see attachments) Discuss things you would see at the beach and see can you find the 10 differences. Writing: Wordwise pg 82 Day at the Beach, Wordwise pg 28, summer sentences. The Beach, complete the worksheet (see attachments in weekly notes) or write four sentences about the beach in your purple copy.
Numeracy	<ul style="list-style-type: none"> Practise writing numbers 0-10 – you could try rainbow colours Oral Maths - Practise counting forwards/ backwards to 10. The girls have had plenty of practise in school, with me using a counting stick. You could use an alternative (a sweeping brush, maybe?) If you ask the girls to show you what we do in school, I'm sure they will be able to tell you! They will recognise this tip – 'You count when my hand moves, YOU stop, when my hand stops!' Summer I Spy and Count activity with checklist (see below) Number song '1, 2, 3, 4, 5 Once I Caught a Fish Alive' https://www.youtube.com/watch?v=f0I-940eqGo&t=22s Weight – Planet Maths pg 126 and 127 Try to make a balance at home for testing the weight of items https://www.youtube.com/watch?v=ZX4WWOtGdfs Let your child have 'free play' experimenting with items of different weight. Use language like heavy, light, heavier, lighter. On line Maths Games – https://www.topmarks.co.uk/learning-to-count/teddy-numbers https://www.topmarks.co.uk/learning-to-count/underwater-counting https://www.topmarks.co.uk/learning-to-count/ladybird-spots https://www.topmarks.co.uk/learning-to-count/gingerbread-man-game https://www.topmarks.co.uk/early-years/lets-compare http://www.crickweb.co.uk/Early-Years.html
Gaeilge	<ul style="list-style-type: none"> Bua na Cainte (Our Gaeilge programme) is available to download on a tablet or laptop. It's full of fun interactive games and songs if you'd like to have a look. Theme – An Trá (The Beach) https://www.edco.ie/bua Username: trial Password: trial Cula4 – shows as Gaeilge You might like to watch a new programme on TG4 called 'Ar Scoil' weekdays at 10am. This will be similar to the RTÉ Home-school Hub programme but will be through Irish.
SESE	<ul style="list-style-type: none"> Story PowerPoint 'Up Up and Away' https://www.twinkl.ie/resource/roi-t-2546189-exploring-my-world-up-up-and-away-story-powerpoint Read the story. Ask your child the following questions: Have


	<p>you ever been on an aeroplane? Where did you go? What was the airport like? Did you like the aeroplane? What do we need to bring with us for the airport?</p> <ul style="list-style-type: none"> Recall the story 'Up Up and Away'. Complete the spot the difference activity and the cut and stick activity (see below for both activities). Talk about types of transport. We can go on holiday on an aeroplane but if our holiday was in Wexford, would we go on an aeroplane? Think of as many types of transport as you can. Watch the video https://www.youtube.com/watch?v=d0ySC2tzlZI Cut and stick activity (see below) Stick the names beside the correct pictures. Recall as many types of transport as possible. Think about long ago. Were there aeroplanes and cars? Talk about it. Look at the pictures (transport past and present – see below) decide whether each picture is from the past or present. Write the name of your closest beach and draw a picture of it. Draw and label the picture with the following words (sand, sea, sandcastle, sun, rocks, waves, lifeguard, flag and boat). Colour in your picture.
Art	<ul style="list-style-type: none"> Watch https://www.youtube.com/watch?v=WuiCgi7snPA and learn to draw a crab. Alternatively, could you make one of the following crafts out of materials you could find at home. 
Music	<ul style="list-style-type: none"> Listen and sing along to some seaside songs, perhaps you could add some actions to the songs. Baby Shark https://www.youtube.com/watch?v=XqZsoesa55w&t=7s I do like to be beside the seaside https://www.youtube.com/watch?v=kcHyyuGjuk0 Slippery fish https://www.youtube.com/watch?v=KXfTXCIXIq8
Drama	<ul style="list-style-type: none"> Ask the children to become Pete the Cat and question them in character – Did you like your trip to the beach? What did you pack to go to the beach? Why were you scared to go into the water? What was your favourite thing about your day at the beach?
P.E.	<ul style="list-style-type: none"> Youtube Cosmic Kids Squish The Fish https://www.youtube.com/watch?v=LhYtcadR9nw Youtube Baby Shark https://www.youtube.com/watch?v=XqZsoesa55w Youtube Joe Wicks Kids Workout
S.P.H.E.	<ul style="list-style-type: none"> Water Safety https://watersafety.ie/primary-school/ Go to the Junior and Senior Infant section and click on Presentation: Paws 1. Read and discuss with your child Online Interactive Resources : http://paws.edco.ie/junior-and-senior-infants/
RE	<ul style="list-style-type: none"> Our Grow in Love programme has now been completed for the year. It might be a good time to go back and complete any pages in the Grow in Love workbook that are unfinished. You could also go back over the prayers we learned in Senior Infants (see below).
Websites	<ul style="list-style-type: none"> Twinkl.ie – worksheets/poems/PowerPoints/eBooks one-month free ultimate membership with code: IRLTWINKLHELPS Oxford Owl eBook library – free eBooks for kids Collins Big Cat eBooks. Vooks – Read-aloud animated storybooks Starfall – literacy games and activities Topmarks.co.uk – numeracy learning games YouTube Art for Kids Hub – Step by step how to draw activities BBC Press Drama games for kids YouTube Cosmic Kids Yoga YouTube Just Dance YouTube Joe Wicks Kids Workout
Weekly Challenge	<ul style="list-style-type: none"> Pack a picnic with your grown-ups!

Spot The Difference

Name _____

There are 10 differences in the pictures below. Can you find them all?





Summer

I Spy and Count to 10



Summer

I Spy and Count Checklist

Count the number of each type of summer item and write the numeral in the box.

boy on bike




sun



ice cream



sandcastle



lolly




drink



children on inflatable



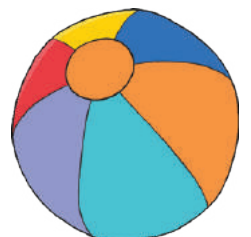
flip-flops



sunglasses






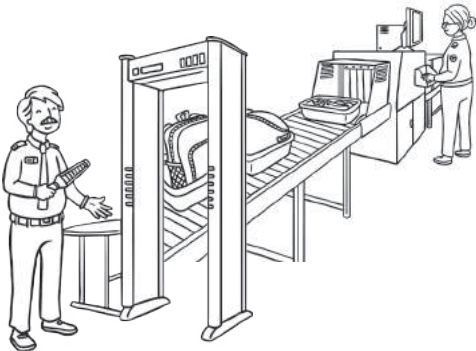


beach balls



Cut and Paste

Cut out the labels and paste them underneath the correct picture.

airport	passport	aeroplane
security	boarding gate	check in



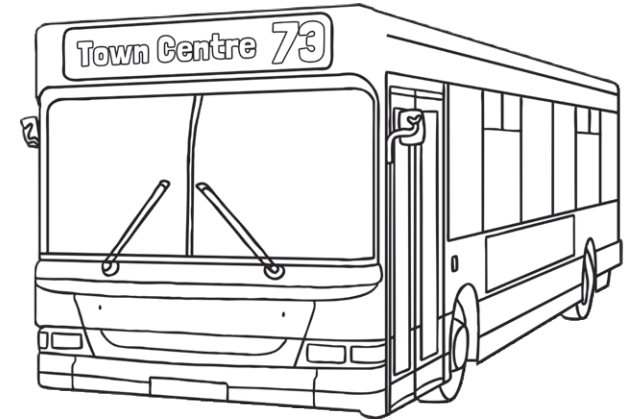


Spot the Difference

Spot and circle the 7 differences between the two pictures.



Transport Cut and Stick Activity

Cut out the names and stick them in the blank boxes.



car

train








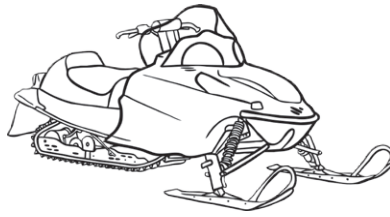
bus

submarine

motorbike

Past and Present Transport

Under each picture, write 'past' or 'present'.



Grow in Love – Prayers for Senior Infants (For children who participate in Religious Education only)



The Sign of the Cross

In the name of the Father, and of the Son and of the Holy Spirit. Amen.

Glory Be



Glory be to the Father,
And to the Son,
And to the Holy Spirit:
As it was in the beginning,
Is now and ever shall be,
World without end.
Amen.



Morning Prayer

Father in heaven you love me, you're with me night and day, I want to love you always in all I do and say. I'll try to please you Father, bless me through the day. Amen



Night Prayer

God Our Father, I've come to say, thank you for your love today. Thank you for my family and all the friends you give to me. Guard me in the dark of night and in the morning send your light. Amen

Grace Before Meals



Bless us O God as we sit together, bless the food we eat today, bless the hands that made the food, bless us O God. Amen

Grace After Meals



Thank you God for the food we have eaten, thank you God for all our friends. Thank you God for everything, thank you God, Amen

Prayer to the Guardian Angel

Angel sent by God to guide me,
Be my light and walk beside me,
Be my guardian and protect me,
On the paths of life direct me.
Amen.



Our Father



Our Father who art in heaven

Hallowed be Thy name.

Thy Kingdom come,

Thy will be done

On earth as it is in Heaven.

Give us this day our daily bread

And forgive us our trespasses

As we forgive those who trespass against us.

And lead us not into temptation.

But deliver us from evil. Amen.



Hail Mary

Hail Mary, full of Grace, The Lord is with thee. Blessed are thou among women

And blessed is the fruit of thy womb, Jesus.

Holy Mary, mother of God,

Pray for us sinners,

Now, and at the hour of our death. Amen.